

SANTHIRAM MEDICAL COLLEGE & GENERAL HOSPITAL, NANDYAL, AP.

- 1) Name of the Doctor: **DR. G. SWARNALATHA**
 2) Present designation: **Professor 2400 Microbiology**
 And Specialty
 3) Address: **SRM Nandyal.**

Office	Residence
Dr. G. Swarnalatha Prof 2400 Microbiology SRM Nandyala	House No 206 SRM Quarters Nandyala.

- 4) Phone Nos.: Office: Residence: Cell: 9849499761
 5) E-mail address: Swarnalatha.gundela@gmail.com 8341570201
 6) Date of birth: 6-3-1961
 7) Qualifications:

Sl. No.	Degree	Year of passing	Institution & University studied	NMC recog. (YES / NO)
1	M.B.B.S	1978 1984	Kennel Medical College S.V. University	Yes
2	PG(.....)	1996	Kennel Medical College NTR UHS	Yes
3	DM / MCh(.....)	-	-	-

8) Teaching Experience details:

Sl. No.	Post held	Experience			Name of the Institution	NMC recog. (YES / NO)
		From	To	Period		
1	Assistant Professor	1996	to	2006	Kennel Medical College	Yes
2	Associate Professor	2006	to	2011	Kennel Medical College	Yes
3	Professor	2011 2013 2018	to to to	2013 2018 2022	ANANTHAPUR GMC Kennel KMC ANANTHAPUR. till now - SRM - Nandyala.	Yes

- 9) Years of experience as UG Teacher / Examiner : 28 yrs.
 10) Years of experience as PG Teacher / Examiner : 20 yrs.
 11) At present place of working whether NMC recognized M.B.B.S course is offered? Yes / No : Yes.
 12) At present place of working whether NMC recognized PG course in specialties offered? Yes / No : Yes.
 13) Number of years of experience as External Examiner: 20 yrs.

DECLARATION

I hereby declare that the particulars furnished above are true and correct.

Date: 15/2/2025

G. Swarnalatha
Signature of the Doctor

(With office seal)

PRINCIPAL
Santhiram Medical College
General Hospital
NH-40, NANDYAL (D)

SANTHIRAM MEDICAL COLLEGE & GENERAL HOSPITAL, NANDYAL, AP.

- 1) Name of the Doctor: DR. S. SREEDevi
- 2) Present designation: PROFESSOR, MICROBIOLOGY
And Specialty
- 3) Address:

Office	Residence
Professor, Dept of Microbiology Santhiram Medical College Nandyal - 518502	It-NO: 25-684-450 PADMAVATHI NAGAR NANDYAL, A.P

4) Phone Nos.: Office: _____ Residence: _____ Cell: 9848284988

5) E-mail address: sridevikatha@gmail.com

6) Date of birth: 01-07-1977

7) Qualifications: MBBS, MD

Sl. No.	Degree	Year of passing	Institution & University studied	NMC recog. (YES / NO)
1	M.B.B.S	2000	JJMMC, DAVANGERE KUVEMPUR UNIVERSITY	YES
2	PG(.....)	2008	GANDHI MEDICAL COLLEGE Secunderabad, DR. NTR UHS	
3	DM / MCh(.....)	—		

8) Teaching Experience details:

Sl. No.	Post held	Experience			Name of the Institution	NMC recog. (YES / NO)
		From	To	Period		
1	Assistant Professor	6.08.2008		5.08.2013	SANTHIRAM MEDICAL COLLEGE NANDYAL	YES
2	Associate Professor	6.08.2013		21.09.2016	SANTHIRAM MEDICAL COLLEGE NANDYAL	YES
3	Professor	22.09.2016		Till date	"	YES

9) Years of experience as UG Teacher / Examiner

: 17 yrs

10) Years of experience as PG Teacher / Examiner

: 9 years

11) At present place of working whether NMC recognized

M.B.B.S course is offered? Yes / No

: YES

12) At present place of working whether NMC recognized

PG course in specialties offered? Yes / No

: YES

13) Number of years of experience as External Examiner:

12 years

DECLARATION

I hereby declare that the particulars furnished above are true and correct.

Date: 15/02/2025

S. S. Reddy
Signature of the Doctor

(With office seal)

PRINCIPAL
Santhiram Medical College
General Hospital
NH-40, NANDYAL (Dist)

SANTHIRAM MEDICAL COLLEGE & GENERAL HOSPITAL, NANDYAL, AP.

1) Name of the Doctor: **DR. S. USHA VIDYA RANI**

2) Present designation: **PROFESSOR OF MICROBIOLOGY**
And Specialty

3) Address: **SANTHI RAM MEDICAL COLLEGE, NANDYAL**

Office	Residence
SANTHI RAM MEDICAL COLLEGE. MICROBIOLOGY DEPARTMENT, NANDYAL.	STAFF QUARTERS, No. 104, MEDICAL COLLEGE CAMPUS, NANDYAL.

4) Phone Nos.: Office: _____ Residence: _____ Cell: **9848203373**

5) E-mail address: **ushavidyaranani@yahoo.co.in**

6) Date of birth: **03-10-1956**

7) Qualifications: **M.B.B.S., M.D. (MICROBIOLOGY)**

Sl. No.	Degree	Year of passing	Institution & University studied	NMC recog. (YES / NO)
1	M.B.B.S	1981	S.V. MEDICAL COLLEGE, TIRUPATI S.V. UNIVERSITY, TIRUPATI	YES
2	PG(...M.D....)	2006	K.M.C., WARANGAL, DR. NTR UHS, VIJAYAWADA.	YES
3	DM / MCh(.....)			

8) Teaching Experience details:

Sl. No.	Post held	Experience			Name of the Institution	NMC recog. (YES / NO)
		From	To	Period		
1	Assistant Professor	16-11-2007	31-8-2013	5 YEARS 9½ MONTHS	S.V. MEDICAL COLLEGE, TIRUPATI	YES
2	Associate Professor	1-9-2013	31-10-2016	3 YEARS 8 MONTHS	S.V. MEDICAL COLLEGE, TIRUPATI.	YES
3	Professor	1-11-2016	Till date	7 YEARS	RVS MEDICAL COLLEGE, SRI BALAJI MEDICAL COLLEGE SANTHIRAM MEDICAL COLLEGE	YES

9) Years of experience as UG Teacher / Examiner : **16 YEARS**

10) Years of experience as PG Teacher / Examiner : **10 YEARS**

11) At present place of working whether NMC recognized M.B.B.S course is offered? Yes / No : **YES**

12) At present place of working whether NMC recognized PG course in specialties offered? Yes / No : **YES**

13) Number of years of experience as External Examiner: **12 YEARS**

DECLARATION

I hereby declare that the particulars furnished above are true and correct.

Date...**18-2-2025**

S. Usha Vidya Rani
Signature of the Doctor

(With office seal)

PRINCIPAL
Santhiram Medical College
General Hospital
NANDYAL (Dist)

SANTHIRAM MEDICAL COLLEGE & GENERAL HOSPITAL, NANDYAL, AP.

1) Name of the Doctor: Dr. SUDHINDRA K.S

2) Present designation: Professor
And Specialty Microbiology

3) Address: Basav

Office	Residence
Basaveshwara Medical College & Hospital, Chitradurga	K-6, BMCH. Staff Qtrs SSM Campus, Chitradurga

4) Phone Nos.: Office: _____ Residence: _____ Cell: 9620621125

5) E-mail address: dr_sudhindrak_s@yahoo.co.in

6) Date of birth: 20-08-1980

7) Qualifications:

Sl. No.	Degree	Year of passing	Institution & University studied	NMC recog. (YES / NO)
1	M.B.B.S	2003	VMMS, Ballari RGUHS, Bengaluru	Yes
2	PG(M.D.(Micro.))	2009	OMCH, Hyderabad. Dr. NTR UHS, Vijayawada	Yes
3	DM / MCh(.....)			

8) Teaching Experience details:

Sl. No.	Post held	Experience			Name of the Institution	NMC recog. (YES / NO)
		From	To	Period		
1	Assistant Professor	27/10/2009	10/12/2013	04 yrs 01 month	BMCH, Chitradurga	Yes
2	Associate Professor	11/12/2013	01/06/2017	03 yrs 07 months	BMCH, Chitradurga	Yes
3	Professor	02/06/2017	fill date	07 yrs 08 months	BMCH, Chitradurga	Yes

9) Years of experience as UG Teacher / Examiner

10) Years of experience as PG Teacher / Examiner

11) At present place of working whether NMC recognized M.B.B.S courseis offered? Yes / No

12) At present place of working whether NMC recognized PG course in specialties offered? Yes / No

13) Number of years of experience as External Examiner:

: 15 yrs 03 months

: 07 yrs 08 months

Yes

Yes

Yes

10 years

DECLARATION

I hereby declare that the particulars furnished above are true and correct.

Date: 15.10.2025

Signature of the Doctor
(Dr. SUDHINDRA K.S)
(With office seal)

PRINCIPAL
Santhiram Medical College
General Hospital
NANDYAL (Dist.)

SANTHIRAM MEDICAL COLLEGE & GENERAL HOSPITAL, NANDYAL, AP.

- 1) Name of the Doctor: DR. JADA SUNIL KUMAR
- 2) Present designation: ASSOCIATE PROFESSOR IN DEPT. OF MICROBIOLOGY.
And Specialty
- 3) Address: SVS MEDICAL COLLEGE AND HOSPITAL

Office	Residence
<u>SVS MEDICAL COLLEGE AND HOSPITAL, YENUGONDA, MAHAABUNDHARA, TELANGANA, INDIA</u>	<u>SVS STAFF QUARTERS, HOUSE NO: 112, SECOND FLOOR, OPPOSITE SVS DENTAL COLLEGE, MAHAABUNDHARA, TELANGANA, INDIA. Cell: 9884645508</u>

- 4) Phone Nos.: Office: _____ Residence: _____
- 5) E-mail address: SunilKumar.jada@gmail.com.
- 6) Date of birth: 02-05-1985
- 7) Qualifications: M.Sc PhD (MEDICAL MICROBIOLOGY)

Sl. No.	Degree	Year of passing	Institution & University studied	NMC recog. (YES / NO)
1	M.B.B.S	—	—	—
2	PG(.MEDICAL.M.Sc)	2010	<u>Navayana medical college and Hospital DR.ATPUSHS, VIJOYAWADA.</u>	<u>YES</u>
3	DM / MCh(.PHD MEDICAL)	2017	<u>SRI BALAJI VIDYABERTH, SATHYA SAI MEDICAL COLLEGE AND</u>	<u>YES</u>

- 8) Teaching Experience details: 8 YEARS RESEARCH INSTITUTE

Sl. No.	Post held	Experience			Name of the Institution	NMC recog. (YES / NO)
		From	To	Period		
1	Assistant Professor	2018	2021	3 years	<u>SRI SATHYA SAI MEDICAL COLLEGE AND RESEARCH INSTITUTE.</u>	<u>YES</u>
		2021	2022	1 year	<u>SVS MEDICAL COLLEGE</u>	
2	Associate Professor	2022	TILL DATE	2 years and 6 months	<u>SVS MEDICAL COLLEGE AND HOSPITAL</u>	<u>YES.</u>
3	Professor	—	—	—	—	—

- 9) Years of experience as UG Teacher / Examiner : 3 years
- 10) Years of experience as PG Teacher / Examiner : NIL
- 11) At present place of working whether NMC recognized M.B.B.S course is offered? Yes / No : YES
- 12) At present place of working whether NMC recognized PG course in specialties offered? Yes / No : YES
- 13) Number of years of experience as External Examiner: 3 years.

DECLARATION

I hereby declare that the particulars furnished above are true and correct.

Date...15.2.25

Signature of the Doctor

(With office seal)

PRINCIPAL
Santhiram Medical College
General Hospital
NH-40, NANDYAL (Dist)

SANTHIRAM MEDICAL COLLEGE & GENERAL HOSPITAL, NANDYAL, AP.

1) Name of the Doctor: DR. S. UMADEVI

2) Present designation: ASSOCIATE PROFESSOR
And Specialty MICROBIOLOGY

3) Address: Govt Medical college, Anantapur.

Office	Residence
<u>Govt Medical college, Dept of Microbiology Anantapur.</u>	<u>Anantapur.</u>

4) Phone Nos.: Office: _____ Residence: _____ Cell: 9515764422

5) E-mail address: umadevi20378@gmail.com.

6) Date of birth: _____

7) Qualifications: MBBS, MD

Sl. No.	Degree	Year of passing	Institution & University studied	NMC recog. (YES / NO)
1	M.B.B.S	2001	<u>SVM, Tirupattur, NTRUHS.</u>	<u>Yes.</u>
2	<u>PG(MD Microbiology)</u>	2012	<u>Narayana Medical college, Nellore, NTRUHS</u>	<u>Yes</u>
3	DM / MCh(.....)			

8) Teaching Experience details:

Sl. No.	Post held	Experience			Name of the Institution	NMC recog. (YES / NO)
		From	To	Period		
1	Assistant Professor	7-9-2012	6-2-2004	11yr 3M	<u>Govt Medical college Anantapur</u> <u>Kesamal Medical college</u>	<u>Yes</u> <u>Yes</u>
2	Associate Professor	7-2-2004	Till date.	1yr.	<u>SVM, Anantapur</u>	<u>Yes.</u>
3	Professor	-	-	-	-	-

9) Years of experience as UG Teacher / Examiner : 12yr 5M.

10) Years of experience as PG Teacher / Examiner : 1yr, 5M.

11) At present place of working whether NMC recognized M.B.B.S course is offered? Yes / No : Yes

12) At present place of working whether NMC recognized PG course in specialties offered? Yes / No : Yes.

13) Number of years of experience as External Examiner: 8 years.

DECLARATION

I hereby declare that the particulars furnished above are true and correct.

Date: 18/2/2025

Signature of the Doctor

(With office seal)

PRINCIPAL
Santhiram Medical College
General Hospital
NH-40, NANDYAL (Dist.)

SANTHIRAM MEDICAL COLLEGE & GENERAL HOSPITAL, NANDYAL, AP.

- 1) Name of the Doctor: Dr. G.L.S. Sumanth Kumar
 2) Present designation: Assistant Professor, Govt. medical college, Nandyal.
 And Specialty Dept. of Microbiology, Nandyal.
 3) Address:

Office	Residence
	<u>25/276, A, Sargamaya Nandyal, 518501.</u>

4) Phone Nos.: Office: _____ Residence: _____ Cell: 9866698568.

5) E-mail address: sachisumanth82@gmail.com

6) Date of birth: 16.11.1982

7) Qualifications: M.B.B.S (Microbiology)

Sl. No.	Degree	Year of passing	Institution & University studied	NMC recog. (YES / NO)
1	M.B.B.S	2006	ICMC, Kurnool, A.P.	YES
2	PG(Microbiology)	2014	SVKM's SVKM's University	YES
3	DM / MCh(.....)			

8) Teaching Experience details:

Sl. No.	Post held	Experience			Name of the Institution	NMC recog. (YES / NO)
		From	To	Period		
1	Assistant Professor	6.6.2015	6.6.2020	5 yrs	SRMC, Nandyal	YES
		29.6.2023	till date	1 yr 8 months	Govt. medical college Nandyal	YES.
2	Associate Professor	7.6.2020	18.9.2020	3 months	SRMC, Nandyal	YES.
3	Professor					

9) Years of experience as UG Teacher / Examiner : 6 years 11 months

10) Years of experience as PG Teacher / Examiner : _____

11) At present place of working whether NMC recognized M.B.B.S course is offered? Yes / No : YES

12) At present place of working whether NMC recognized PG course in specialties offered? Yes / No : YES

13) Number of years of experience as External Examiner: 2 yrs.


DECLARATION

I hereby declare that the particulars furnished above are true and correct.

Date: 18.2.2025

Signature of the Doctor

(With office seal)


 PRINCIPAL
 Santhiram Medical College
 General Hospital
 NH-40, NANDYAL (Dist.)

Dr. NTR UNIVERSITY OF HEALTH SCIENCES: A.P.VIJAYAWADA-8

Lr. No. 21124/E1(b)/UG/PRL/2025

Dt: 10-02-2025

To
M017 The Principal,
Santhiram Medical College, Nandyala

Sir/Madam,

Sub:- Dr.NTR UHS - 2nd professional MBBS course Examinations - Appointment of Internal and External Examiners - Sending the names of Examiners for the ensuing Examinations (Regular Exams) in February-2025 - Regarding.

Ref:- 1. This office letter even no., dt: 02-11-2024.
 2. Lr. No. 1262/A2/2020, dt: 19-01-2023 of the Registrar (FAC), Dr. NTRUHS,VJA

In continuation to this office letter vide reference cited, I am furnishing here under the list of examiners both Internal & External for 2nd professional MBBS course Regular exams. Further, I request you to verify the list of internal examiners subject wise before communicate the same to the concerned faculty. If any modifications / suggestions with regard to the names of the Internal Examiners, the same may be informed to the undersigned immediately by return mail.

If any of the Internal Examiners i.e., Professors/ Assoc. Professors / Asst. Professors are not working in your college for any reason or retired or transferred may be informed to this office with due remarks/recommendations for that subject immediately.

As per the, Executive Council resolutions of Dr. NTR UHS, VJA that was communicated through reference 2nd cited, the HOD of the department is appointed as one of internal examiner for this examinations. In terms of CBME regulations-2023, the faculty of Medical Colleges located within the State of A.P are also appointed as external examiners for this examinations without distrusting their internal examiner duties.

Total dates of examination No. of candidates	Internal Examiners Details	Internal dates	External Examiner Details	External Examiner Dates
PHARMACOLOGY				
15-02-2025 to 20-02-2025 155	Dr. A.P. Narasimha Rao, Prof. & HOD of Pharmacology, No.9440427116	15-02-2025 to 20-02-2025	Dr.Y.VijayaBhaskar Reddy, Prof. Of Pharmacology, Govt., Medical College, Kadapa, No. 9989502205 Id:sevijayabhaskarareddy@gmail.com	15-02-2025 to 20-02-2025
	Dr. Vasanth R Chavan, Prof. Of Pharmacology, No.9741691577	15-02-2025 to 20-02-2025	Dr. K. Vijay Chandra Reddy, Prof. of Pharmacology, SVIMS, Tirupati, Id:vijayachandrareddy@gmail.com No.9949054199	15-02-2025 to 17-02-2025
	*****		Dr. Priestiy Vivek kumar, Prof. & HOD of Pharmacology, Panimalar Medical College & Hospital, Chennai, Id:precillapriestly@yahoo.com No.9994578355	18-02-2025 to 20-02-2025

Circulate to concerned dept for needful

For circulation among staff members G. S. wasip Sath 11/2/2025

11-2-2025

PRINCIPAL
Santhiram Medical College
& General Hospital
 NH-40, NANDYAL-518 501,Kurnool Dt. A.P.


Santhiram Medical College
General Hospital
NH-40, NANDYAL (Dist.)

Total dates of examination No. of candidates	Internal Examiner Details	Internal dates	External Examiner Details	External Examiner Dates
MICROBIOLOGY				
15-02-2025 to 20-02-2025 156	Dr. G. Swarnalatha, Prof. & HOD of Microbiology, No.9849499761	15-02-2025 to 20-02-2025	Dr. Jada Sunil Kumar, Assoc. Prof. Of Microbiology, SVS Medical College, Mahabubnagar, No.9884645508 Id:sunilkumar.jada@gmail.com	15-02-2025 to 17-02-2025
	Dr. Sreedevi, Prof. Of Microbiology, No.9848284988	15-02-2025 to 17-02-2025	Dr. B. Naga jyothi, Prof. of Microbiology, Kurnool Medical College, Kurnool, No.9110742798 Id:nagajyothibeldonu@gmail.com	18-02-2025 to 20-02-2025
	Dr. Usha Vidya Rani, Prof. Of Microbiology, No.9848203379	18-02-2025 to 20-02-2025	Dr. S. Uma Devi, Assoc. Prof. of Microbiology, Govt., Medical College, Anantapur, Id: umadevi20378@gmail.com No.9515144422	18-02-2025 to 20-02-2025
	*****		Dr. Sudhindhra K.S, Prof. of Microbiology, Basaveswara Medical College & Hospital, Chitradurga, Id:dr_sudindraks@yahoo.com No.9620621425	15-02-2025 to 17-02-2025
PATHOLOGY				
15-02-2025 To 20-02-2025 156	Dr.M. Janaki, Prof. & HOD of pathology, No.9440533579	15-02-2025 to 20-02-2025	Dr.M. Hemalatha, Prof. of Pathology, Kurnool Medical College, Kurnool, No.9985676311 Id:sirivenu555@gmail.com	15-02-2025 to 20-02-2025
	Dr. K.V. Satish Arora, Prof. Of Pathology, No.8639916451	15-02-2025 to 17-02-2025	Dr. Baleswari, Prof.&HOD of Pathology, Govt.Medicalm College,Nandyal, Id: eswarigolla@gmail.com No.9885109912	15-02-2025 to 20-02-2025
	Dr.M. Anil Kumar, Assoc. Prof. Of Pathology, No.9703317774	18-02-2025 to 20-02-2025	*****	

Please acknowledge the receipt of this letter by next post.

NOTE:

- No separate intimation will be sent. Hence, kindly inform the same to the concerned Internal Examiners. Above Internals are posted by following rotation system basing on the faculty list forwarded by the college recently. If there is any discrepancy Principal and concerned department HOD will have to discuss and suggest the name of the faculty to be posted/changed as an Internal Examiner in their college duly considering seniority and other matters like number of chances they availed.


PRINCIPAL
Santhiram Medical College
& General Hospital
NH-40, NANDYAL-518 501, Kurnool Dt. A.P.

IMPORTANT NOTE:

1. Due to Post COVID-19 atmosphere, NMC inspections in other states and other conferences it was very difficult to appoint external examiners for conduct of practical exams. Therefore, the Principals and HOD's of concerned departments are requested:
 - To contact appointed external examiners over phone and make sure they will attend the practical exams without fail and to avoid last minute declines.
 - If any appointed external examiner is not willing to attend the scheduled practical examination, the same shall inform to the University by E-mail and substitute examiner may please be suggested.
2. The Principals / HOD's are requested to suggest the name of the external examiners wherever **TO BE POSTED** is noted in the above table (i.e., external examiner yet to be posted) and those external examiner details shall be sent to the University through E-mail: ntruggexams@gmail.com.
3. If any changes required in already appointed Internal examiners for whatever reason whether seniority, retirements, transfers and for any other reasons, those requests shall be sent to the University through E-mail in letter format duly signed by the Principal with reliable remarks immediately for taking necessary action. The requests received after said cutoff date will not be accepted.

Yours faithfully,

CONTROLLER OF EXAMINATION

10/2/2025


PRINCIPAL
Santhiram Medical College &
General Hospital
NH-40, NANDYAL (Dist.)

Dr.NTR UNIVERSITY OF HEALTH SCIENCES: AP: VIJAYAWADA-8

Dr. Ch. SRINIVASA RAO, M.D
CONTROLLER OF EXAMINATIONS



Mobile No. 8978900836 (COE) 8978900571 (AR)
EMAIL: ntrugpgexams@gmail.com

Lr.No. 21124/E1(b)/UG/PRL/2025

Dt: 07-02-2025

M017 To

Dr. Sudhindhra K.S,
Prof. of Microbiology,
Basaveswara Medical College & Hospital, Chitradurga,
Id: dr_sudindraks@yahoo.co.in
Ph.No. 9620621425

In place of Dr. B. Naga Jyothi from 15 to 17

(BELOW EXTERNAL EXAMINERSHIP PERIOD MAY TREATED AS ON DUTY)

Sir/Madam,

Sub: - Dr.NTR UHS - Conduct of Second Professional MBBS course in February-2025 (REGULAR EXAMS)- Appointment of External Examiners for conduct of Regular Practicals / Clinicals & Orals in the subject of MICROBIOLOGY Communication of offer Acceptance -Regarding.

I am to inform that the Vice-Chancellor is pleased to appoint you as an EXTERNAL EXAMINER for Second Professional MBBS course in February-2025 Regular Practical Examinations in February-2025.

Details of Assignment

Name of the Examination Centre	Date(s) of the Examination	Subject
SANTHIRAM MEDICAL COLLEGE, NANDYALA	15-02-2025 to 17-02-2025	MICROBIOLOGY

Principal Ph. No: 9866308444 HOD/ Contact Person Ph. No : 9849499761

KEY NOTES:

- You are requested to be in touch with the Principal and the Chairman (HOD) for further details.
- This offer can be cancelled / declined if you have crossed the age of 70 years and any of your / your near relatives children's appearing for this Examination. If, so, the communication must be sent to the University through e-mail ntrugpgexams@gmail.com for making alternative arrangements.
- Further, your acceptance / non acceptance for the said assignment must send through e-mail to the above (E-Mail) ID of the University with the correspondence address and Telephone/Mobile Number. YOUR REPLY SHOULD REACH THE UNIVERSITY IMMEDIATELY.
- If you want to decline this examinership for whatever reason, the decline letter should be sent to University through E-mail without fail to appoint substitute examiner.
- Your kind Co-operation in smooth conduct of the Examination is solicited.

Honorarium:

- T.A & D.A: 1 1/4 2nd AC Train Fare II A/C both ways(or) Air Fare will be paid by the shortest route. (submission of boarding pass towards flight journey is compulsory) (OR) the external examiners who appointed from the Medical Colleges of within the State are permitted to travel by CAR and Rs.10/- will be paid per Kilometer
 - The Halting allowance for actual days will be paid to all external examiners at Rs.1200/- per day. In case the appointed external examiner and exam center are both in same city, in that case, no halting allowance will be paid.
 - For prescribing and Conducting Practicals & Viva : Rs.70/- per candidate per Examiner.
 - Remuneration to the Chairman: Rs.500/- for conducting of Practicals
- (* As per rates approved in 228th E.C & 53FC of Dr. NTR UHS)


NOTE: Minimum remuneration Payable is Rs.300/- for each examiner in case of subjects involving in Practicals / Clinicals /Orals.

Thanking you,

CONTROLLER OF EXAMINATIONS

Copy to The Principal, Basaveswara Medical College & Hospital, Chitradurga,

--- With a request to relieve the above faculty on the above schedule and cooperate with University.


PRINCIPAL
Santhiram Medical College
& General Hospital
NH-40, NANDYAL-518 501, Kumool Dt. A.P.


PRINCIPAL
Santhiram Medical College &
General Hospital
NH-40, NANDYAL (Dist.)

Dr.NTR UNIVERSITY OF HEALTH SCIENCES: AP: VIJAYAWADA-8

Dr. Ch. SRINIVASA RAO, M.D
CONTROLLER OF EXAMINATIONS



Mobile No. 8978900836 (COE) 8978900571 (AR)

EMAIL: ntrugpgexams@gmail.com

Lr.No. 21124/E1(b)/UG/PRL/2025

Dt: 06-02-2025

M017 To

Dr. Jada Sunil Kumar,
Assoc. Prof. Of Microbiology,
SVS Medical College, Mahabubnagar,
Id: sunilkumar.jada@gmail.com
Ph.No. 9884645508

(BELOW EXTERNAL EXAMINERSHIP PERIOD MAY TREATED AS ON DUTY)

Sir/Madam,

Sub: - Dr.NTR UHS - Conduct of Second Professional MBBS course in February-2025 (REGULAR EXAMS)- Appointment of External Examiners for conduct of Regular Practicals / Clinicals & Orals in the subject of MICROBIOLOGY Communication of offer Acceptance -Regarding.

I am to inform that the Vice-Chancellor is pleased to appoint you as an EXTERNAL EXAMINER for Second Professional MBBS course in February-2025 Regular Practical Examinations in February-2025.

Details of Assignment

Name of the Examination Centre	Date(s) of the Examination	Subject
SANTHIRAM MEDICAL COLLEGE, NANDYALA	15-02-2025 to 17-02-2025	MICROBIOLOGY

Principal Ph. No: 9866308444 HOD/ Contact Person Ph. No : 9849499761

KEY NOTES:

- You are requested to be in touch with the Principal and the Chairman (HOD) for further details.
- This offer can be cancelled / declined if you have crossed the age of 70 years and any of your / your near relatives children's appearing for this Examination. If, so, the communication must be sent to the University through e-mail ntrugpgexams@gmail.com for making alternative arrangements.
- Further, your acceptance / non acceptance for the said assignment must send through e-mail to the above (E-Mail) ID of the University with the correspondence address and Telephone/Mobile Number. YOUR REPLY SHOULD REACH THE UNIVERSITY IMMEDIATELY.
- If you want to decline this examinership for whatever reason, the decline letter should be sent to University through E-mail without fail to appoint substitute examiner.
- Your kind Co-operation in smooth conduct of the Examination is solicited.

Honorarium:

- T.A & D.A: 1 ¼ 2nd AC Train Fare II A/C both ways(or) Air Fare will be paid by the shortest route. (submission of boarding pass towards flight journey is compulsory) (OR) the external examiners who appointed from the Medical Colleges of within the State are permitted to travel by CAR and Rs.10/- will be paid per Kilometer
 - The Halting allowance for actual days will be paid to all external examiners at Rs.1200/- per day. In case the appointed external examiner and exam center are both in same city, in that case, no halting allowance will be paid.
 - For prescribing and Conducting Practicals & Viva : Rs.70/- per candidate per Examiner.
 - Remuneration to the Chairman: Rs.500/- for conducting of Practicals
- (*As per rates approved in 228th E.C & 53rd FC of Dr. NTR UHS)

NOTE: Minimum remuneration Payable is Rs.300/- for each examiner in case of subjects involving in Practicals / Clinicals /Orals.

Thanking you,

CONTROLLER OF EXAMINATIONS

Copy to The Principal, SVS Medical College,
Mahabubnagar,

-- With a request to relive the above faculty on the
above schedule and cooperate with University.

PRINCIPAL
Santhiram Medical College
& General Hospital
NH-40, NANDYAL-518 501, Kurnool Dt. A.P.

PRINCIPAL
Santhiram Medical College &
General Hospital
NH-40, NANDYAL (Dist.)

Dr.NTR UNIVERSITY OF HEALTH SCIENCES: AP: VIJAYAWADA-8

Dr. Ch. SRINIVASA RAO, M.D
CONTROLLER OF EXAMINATIONS



Mobile No. 8978900836 (COE) 8978900571 (AR)
EMAIL: ntrugpgexams@gmail.com

Lr.No. 21124/E1(b)/UG/PRL/2025

Dt: 05-02-2025

M017 To

Dr. S. Uma Devi,
Asst. Prof. of Microbiology,
Govt., Medical College, Anantapur,
Id: umadevi20378@gmail.com
Ph.No. 9515144422

(BELOW EXTERNAL EXAMINERSHIP PERIOD MAY TREATED AS ON DUTY)

Sir/Madam,

Sub: - Dr.NTR UHS - Conduct of Second Professional MBBS course in February-2025 (REGULAR EXAMS)- Appointment of External Examiners for conduct of Regular Practicals / Clinicals & Orals in the subject of MICROBIOLOGY Communication of offer Acceptance -Regarding.

I am to inform that the Vice-Chancellor is pleased to appoint you as an EXTERNAL EXAMINER for Second Professional MBBS course in February-2025 Regular Practical Examinations in February-2025.

Details of Assignment

Name of the Examination Centre	Date(s) of the Examination	Subject
SANTHIRAM MEDICAL COLLEGE, NANDYALA	18-02-2025 to 20-02-2025	MICROBIOLOGY
Principal Ph. No: 9866308444 HOD/ Contact Person Ph. No : 9849499761		

KEY NOTES:

- You are requested to be in touch with the Principal and the Chairman (HOD) for further details.
- This offer can be cancelled / declined if you have crossed the age of 70 years and any of your / your near relatives children's appearing for this Examination. If, so, the communication must be sent to the University through e-mail ntrugpgexams@gmail.com for making alternative arrangements.
- Further, your acceptance / non acceptance for the said assignment must send through e-mail to the above (E-Mail) ID of the University with the correspondence address and Telephone/Mobile Number. YOUR REPLY SHOULD REACH THE UNIVERSITY IMMEDIATELY.
- If you want to decline this examinership for whatever reason, the decline letter should be sent to University through E-mail without fail to appoint substitute examiner.
- Your kind Co-operation in smooth conduct of the Examination is solicited.

Honorarium:

- T.A & D.A: 1 ¼ 2nd AC Train Fare II A/C both ways(or) Air Fare will be paid by the shortest route. (submission of boarding pass towards flight journey is compulsory) (OR) the external examiners who appointed from the Medical Colleges of within the State are permitted to travel by CAR and Rs.10/- will be paid per Kilometer
- The Halting allowance for actual days will be paid to all external examiners at Rs.1200/- per day. In case the appointed external examiner and exam center are both in same city, in that case, no halting allowance will be paid.
- For prescribing and Conducting Practicals & Viva : Rs.70/- per candidate per Examiner.
- Remuneration to the Chairman: Rs.500/- for conducting of Practicals
(*As per rates approved in 228th E.C & 53FC of Dr. NTR UHS)

NOTE: Minimum remuneration Payable is Rs.300/- for each examiner in case of subjects involving in Practicals / Clinicals /Orals.

Thanking you,

[Signature]
5/2/2025

CONTROLLER OF EXAMINATIONS

Copy to The Principal, Govt., Medical College,
Anantapur

--- With a request to relive the above faculty on the
above schedule and cooperate with University.

[Signature]
2/2/2025

PRINCIPAL
Santhiram Medical College
& General Hospital

NH-40, NANDYAL-518 501, Kurnool Dt. A.P.

PRINCIPAL
Santhiram Medical College &
General Hospital
NH-40, NANDYAL (Dist.)

Dr. NTR UNIVERSITY OF HEALTH SCIENCES: AP: VIJAYAWADA-8

Dr. M. SRINIVASA RAO, M.D.
CONTROLLER OF EXAMINATIONS

Mobile No. 8978900836 (COE) 8978900571 (ARI)
EMAIL: ntrugpgexams@gmail.com

U.No: 21124/El(b)/UC&PRL/2025

Dr. 13-02-2025

M017 To

Dr. G.L.S. Sumanth Kumar,
Asst. Prof. of Microbiology,
Govt. Medical College, Nandyal,
Id: sumanth2studios2@gmail.com
Ph.No: 9866698568

In place of Dr. B. Naga jyothi,

(BELOW EXTERNAL EXAMINERSHIP PERIOD MAY TREATED AS ON DUTY)

Sir/Madam,

Subj:- Dr.NTR/UHS - Conduct of Second Professional MBBS course in February-2025 (REGULAR EXAMS) - Appointment of External Examiners for conduct of Regular Practicals / Clinicals & Orals in the subject of **MICROBIOLOGY** Communication of offer Acceptance -Regarding.

I am to inform that the Vice-Chancellor is pleased to appoint you as an **EXTERNAL EXAMINER** for Second Professional MBBS course in February-2025 Regular Practical Examinations in February-2025.

Details of Assignment

Name of the Examination Centre	Date(s) of the Examination	Subject
SANTHIRAM MEDICAL COLLEGE, NANDYALA	18-02-2025 to 20-02-2025	MICROBIOLOGY

Principal Ph. No: 9866308444 HOD/ Contact Person Ph. No : 9849499761

KEY NOTES:

- You are requested to be in touch with the Principal and the Chairman (HOD) for further details.
- This offer can be cancelled / declined if you have crossed the age of 70 years and any of your / your near relatives children's appearing for this Examination. If, so, the communication must be sent to the University through e-mail ntrugpgexams@gmail.com for making alternative arrangements.
- Further your acceptance / non acceptance for the said assignment must send through e-mail to the above (E Mail) ID of the University with the correspondence address and Telephone/Mobile Number. **YOUR REPLY SHOULD REACH THE UNIVERSITY IMMEDIATELY.**
- If you want to decline this examinership for whatever reason, the decline letter should be sent to University through E-mail without fail to appoint substitute examiner.
- Your kind Co-operation in smooth conduct of the Examination is solicited.

Honorarium:

- T.A & D.A: 1 & 2nd AC Train Fare If A/C both ways (or) Air Fare will be paid by the shortest route (submission of boarding pass towards flight journey is compulsory) (OR) the external examiners who appointed from the Medical Colleges of within the State are permitted to travel by CAR and Rs.10/- will be paid per kilometer.
 - The Halting allowance for actual days will be paid to all external examiners at Rs.1200/- per day. In case the appointed external examiner and exam center are both in same city, in that case, no halting allowance will be paid.
 - For prescribing and Conducting Practicals & Viva: Rs.70/- per candidate per Examinee.
 - Remuneration to the Chairman: Rs.500/- for conducting of Practicals.
- (CA) per rates approved in 228th E.C & 53rd C of Dr. NTR UHS)

NOTE: Minimum remuneration Payable is Rs.300/- for each examiner in case of subjects involving in Practicals, Clinicals, Orals.

Thanking you,

[Signature]

10/1/25
Ar

CONTROLLER OF EXAMINATIONS

[Signature]

Copy to The Principal, Govt. Medical College,
Nandyal,

— With a request to relieve the above faculty on the
above schedule and cooperate with University.

PRINCIPAL
Santhiram Medical College
General Hospital
NH-40, NANDYAL (Dist.)

NATIONAL MEDICAL COMMISSION

STANDARD ASSESSMENT FORM

FORM – C

File No:

/ Assessment No.:

Name of Course : **M.B.B.S.**Name of Subject : **Microbiology**Name of College : **SANTHIRAM MEDICAL COLLEGE**Name of University : **Dr. YSR UHS**Place of examination: **SANTHIRAM MEDICAL COLLEGE**Date/s of examination : **15/02/2025 TO 20/02/2025**

1. ASSESSORS

Sl.	Name	Official address	Mobile No.	email address
1	Dr. G. swarna Latha	Santhiram Medical College & General Hospital, Nandyal	9849499761	swarnalathagundela@gmail.com
2	Dr. S.Sreedevi	Santhiram Medical College & General Hospital, Nandyal	9848284988	sridevikatha@gmail.com
3	Dr. S. Usha Vidya Rani	Santhiram Medical College & General Hospital, Nandyal	9848203373	ushavidyarani@yahoo.co.in

1

G. Swarna Latha S. Sreedevi
S. Usha Vidya Rani.

S. Usha Vidya Rani.
g.s. Sreedevi

PRINCIPAL
Santhiram Medical College &
General Hospital
NH 49 NANDYAL (Dist.)

4	Dr. Sudhindra KS	Basaveswara Medical College, Chitradurga	9620621425	Dr.sudhindraks@yahoo.co.in
5	Dr. Jada Sunil Kumar	SVS Medical college, yenugonda, Mahaboobnagar	9884645508	sunilkumarjada@gmail.com
6	Dr. S Uma Devi	Government Medical College, Anantapur	9515144422	umadevi20378@gmail.com
7	Dr. GLS Sumanth Kumar	Government Medical College, Nandyal	9866698568	Sachinsumath82@gmail.com

Assessment order/letter number:

2. REPORT OF PREVIOUS ASSESSMENT

Deficiencies pointed out in the last Assessment/ if any	Remarks
None	None

A. Scheme of Examination

Marks allotted

Minimum passing marks

1. Theory:

Final examination	: 200	80
Internal assessment	: 100	50
Total for Theory	: 200	80


2. Clinical/practical:

Final examination	: 80	40
Internal assessment	:	
Total for Practical	:	

3. Viva-voce:

Final examination	: 20	10
Internal assessment	:	
Total for Viva-voce	:	

G. Swarnap Latha S. Uma Devi


PRINCIPAL
Santhiram Medical College &
General Hospital
NH-40, NANDYAL (Dist.)

Grand Total :300

150

B. Theory (Attach 1 copy of each of the papers) Attachment - 1

1. Theory paper: Subject: Time: __ Hrs. Date of exam:

No. 1: Microbiology Paper-I 3 hours 29/01/2025

No. 2: Microbiology Paper-II 3 hours 31/01/2025

2. Place of conduct of exam. : SANTHIRAM MEDICAL COLLEGE, NANDYAL

2. Invigilation arrangements : Arrangements made and appointed
 One Chief Superintendent
 One Invigilator per
 every 25 students CC-
 TV Cameras coverage

3. No. of candidates appeared : 156

C. Remarks by the Assessor/s regarding:

a) Nature of the questions—MCQs/SAQs/Structured Essay type/Long answers:

MCQs 20 x 1 mark: 20 marks

SAQs 10 x 5 marks;

50 marks

Structured Essay type :1 case based/

structured- 1 x 15 marks: 15 marks

Long answer Type : 1 x 15 marks: 15 marks

a.Type of Questions – Recall based; Yes
 Application based; Yes
 Problem based: Yes

-All questions to be answered –

b) Standard of questions – level of difficulty : Easy / Moderate / Difficult :

**Each paper contains 20% marks Easy, 70% marks Moderate
 and 10% marks are difficult level.**

b) Do they broadly cover the prescribed curriculum? yes

c) Standard of the answers: (On a scale of 10 where 0 = Very poor and 10 = Outstanding) 8

PRINCIPAL
 Santhiram Medical College
 General Hospital
 NH-40, NANDYAL (Dist.)

S. Usha Vidya Ram
 g h t h m t k m

G. Sangeetha

S. Usha Devi

- d) Internal assessment marks (to be reviewed by the assessors) that have contributed to final examination: **Not applicable**
- e) Method/pattern of examination of internal examinations conducted during the course of training/study (to be clearly stated): **Internal assessment theory examination and End posting assessment are conducted as per NMCs CBME curriculum**
- f) Have the Internal assessment marks influenced the final examination?

No. Internal assessment marks are "qualifying" in nature for appearing the University examination.

II. PRACTICAL / CLINICAL EXAMINATION:

PRACTICAL

- a) Conduct of the practical examination (provide details including OSCE).

1. Spotters
2. Gram Staining
3. AFB Staining
4. Stool Examination
5. Applied Microbiology
6. AETCOM
7. OSPE
8. Viva-Voce

- b) Does the practical examination broadly cover the discipline? **Yes**

- c) Time allotted for different sections of the examination (Provide details).

1. Spotters - 10 minutes
2. Gram Staining - 30 min
3. AFB Staining - 30 min
4. Stool Examination - 20 min
5. Applied Microbiology -
Bacteriology / Virology - 30 min
Mycology / Parasitology - 30 min
6. AETCOM - 15 min
7. OSPE - 15 min
8. Viva - 2 hours

- d. Details of examiners: (please attach brief cv of the examiners). **Attachment - 2**

Note: Provide this information in a sealed envelope marked confidential).

Names	Qualification	Designation	Years of Experience as
-------	---------------	-------------	------------------------

PRINCIPAL

Sankar Medical College
General Hospital
NH-40, NANDYAL (Dist.)

G. Swarna Lakshmi

S. Uma Devi

S. Usha Vidya Rani
G. Lakshmi

		UG Teacher / Examiner
Internal examiners	Dr. G. SwarnaLatha, MD Dr.S.Sreedevi, MD Dr. S.Usha Vidya Rani, MD	28 years 17 years 16 years
External examiners	Dr. Sudhindra KS, MD Dr. Jada Sunil Kumar Dr. S. Uma Devi Dr. GLS Sumanth kumar	15 years 3 years 12.5 years 6.11yerar

- e. **Mode of practical examination:** In batches or otherwise and number of students per day (Provide details) **Yes, conducted in batches of not more than 26 per batch/ per day.**

Date	Batch	Reg. Nos.
15/02/2025	Regular	22M102017044 to 22M102017069 (26Members)
16/02/2025	Regular	22M102017070 to 22M102017098 (26Members)
17/02/2025	Regular	22M102017099to 22M102017125 (26Members)
18/02/2025	Regular	22M102017126 to 22M102017150 (25Members)
19/02/2025	Regular	19M102017032 to 22M102017017 (24 Members)
20/02/2025	Regular	22M102017018 to 22M102017043 (26Members)

- f. Are there other examination centers in the same University: **No**
- If yes, provide details. **Not applicable**
- g. Do the same examiners conduct the examination in other centers too? **No**
- If not, what steps are taken to ensure uniformity of standards? Are meetings of the examiners being conducted and guidelines are given by the University)
Not applicable
- h) Date of Examination in different centers **Not applicable**
- i) Date and time when the examination was inspected by the assessors
- From 15-02-2025 to 20-02-2025 (9.00 am to 5.00 pm)**
- j) Are the invigilation arrangements satisfactory? **Yes.**
- k) No. of candidates appeared. **155**
- Principal
Santhiram Medical College
General Hospital
Mylapore, Chennai

Santhiram Medical College
General Hospital
NH-40, NANDYAL (Dist.)

S. Usha Vidya Rani.
gk h kkkkk

G. Swamp Lath

5
S. Uma Devi

Number and type of practical exercises allotted to candidates (enclose copy of questions/tasks) **Attachment -3 - 8**

- l) The standard displayed (On a scale of 10 where 0 = Very poor and 10 = Outstanding)

9

m) Minimum marks required for passing: *A candidate shall obtain 50% marks in aggregate and 60:40 (minimum) or 40:60 minimum in University conducted examination separately in Theory and in Practical (Practical includes: practical/clinical and viva-voce) in order to be declared as passed in that subject) (as per NMC communication F.No.U/14021/8/2023-UGMEB, dated 1st Sep'2023).*

PRACTICAL

1. Spotters, Grams stain, AFB stain, Stool Examination, Applied Microbiology, AETCOM, OSPE.
2. How many cases were given to each candidate – 8
3. Type of cases given (attach list of long and short cases) **Attachment – :**
4. Average time for (long cases and short cases) for each Candidate. 3 hours
Time for discussion fixed time or changed as per the answers of the candidate. 1 hour
5. How was the assessment done? Good
6. Standard displayed by candidates in general in the clinical part of the examination. (On a scale of 10 where 0 = Very poor and 10 = Outstanding) 8
7. Nature of Discussion of case by the candidate – level of difficulty of questions (On a scale of 10 where 0 = Very easy and 10 = very difficult) 8
 - a. Number & type of questions (a copy of the question asked by the examiners may be attached) Type of questions and number is attached. Attachment
 - b. Have all the candidates been uniformly examined and grades or marks awarded as per merit of the question? **Yes**
 - c. Was the discussion fair, searching and sufficient for the assessment of practical knowledge and skills? **yes**
 - d. Was the atmosphere friendly and allowed the candidates to express themselves freely? **yes**
 - e. Were supplementary questions asked by the examiners to gauge the depth of knowledge of the candidates? **yes**

G. Swarna Latha

S. Uma Devi

PRINCIPAL
Sankar Medical College &
General Hospital
NH-40, NANDYAL (Dist.)
S. Usha Vidya Rami.
G. H. Subramanian

8. Was the assessment done jointly by more than one Examiner? **Yes. 4 Examiners as per the division of the Exercises**

9. How many marks are allotted for clinical examination? **100 (Practical-80 and Viva-20)**

9. What is the minimum percentage for passing the clinical part? *A candidate shall obtain 50% marks in aggregate and 60:40 (minimum) or 40:60 minimum in University conducted examination separately in Theory and in Practical (Practical includes: practical/clinical and viva-voce) in order to be declared as passed in that subject) (as per NMC communication F.No.U/14021/8/2023-UGMEB, dated 1st Sep'2023).*

10. Are marks obtained in regular internal examinations added on to the marks obtained in the final clinical examination? No

11. Were any other marks from their course of training, or clinical works done in the wards added to the marks obtained in the final clinical examination? No

12. If so, to what extent (in percentage of marks)? Not Applicable

13. Has it influenced the result at the final examination? Not Applicable


(Method of assessment of clinical work in the wards may be clearly stated).

VIVA-VOICE

1. The content of the interaction (Give extent of coverage of subject) 100%

2. How was it conducted (provide details)? As per NMC guidelines, Four tables of one Examiner each, candidate will be presented before the examiners for assessment

3. What was the standard? (On a scale of 10 where 0 = Very poor and 10 = Outstanding).


PRINCIPAL
Santhiram Medical College &
General Hospital
NH 48, NANDYAL (Dist.)

S. Usha Vidya Rani.
g.h.h. h.k.k.k.

G. Swarnalatha *S. Uma Devi*

(on a scale of 10 where 0 = very poor and 10 = outstanding) : 8

4. What was the nature of assessment? **Summative**
5. Was it done jointly by more than one examiner? Each candidate examined by 2 external and 2 Internal Examiners
6. How are the marks obtained in different parts of the examination grouped?

**Minimum marks to be secured in Theory -40%,
Practical & Viva -50%.Aggregate - 50%**

A candidate shall obtain 50% marks in aggregate and 60:40 (minimum) or 40:60 minimum in University conducted examination separately in Theory and in Practical (Practical includes: practical/clinical and viva-voce) in order to be declared as passed in that subject) (as per NMC communication F.No.U/14021/8/2023-UGMEB, dated 1st Sep'2023).

7. What is the minimum for passing in each section and in the grand total?

**Minimum marks to be secured in Theory -40%,
Practical & Viva -50%.Aggregate - 50%**

8. Results for the last three years.

Sl.No.	Month/ Year	No. of Students appeared	No. of Students Passed
1	2019	87	66
2	2020	98	80
3	2021	164	164

9. No. of students appeared? As mentioned above

10. No. of students passed? As Mentioned above

11. Other remarks if any. Nil

PRINCIPAL
Santhiram Medical College &
General Hospital
NH-40, NANDYAL (Dist)

S. Usha Vidya Rani
G. L. Subramanian

G. Swarnalatha S. Usha Devi

Conclusions :

Was the standard sufficient for the M.B.B.S. examination as required by Regulations of the Medical Council of India/National Medical Commission?

YES

Was the examination conducted satisfactorily to the assessor? **Yes**

If not, the reasons to be mentioned:

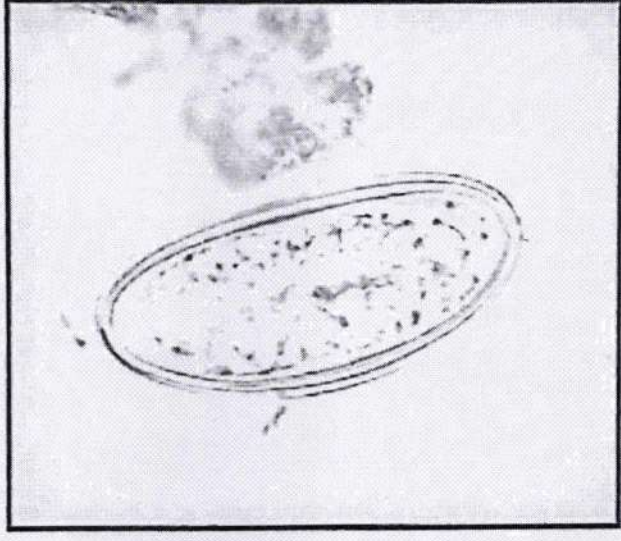
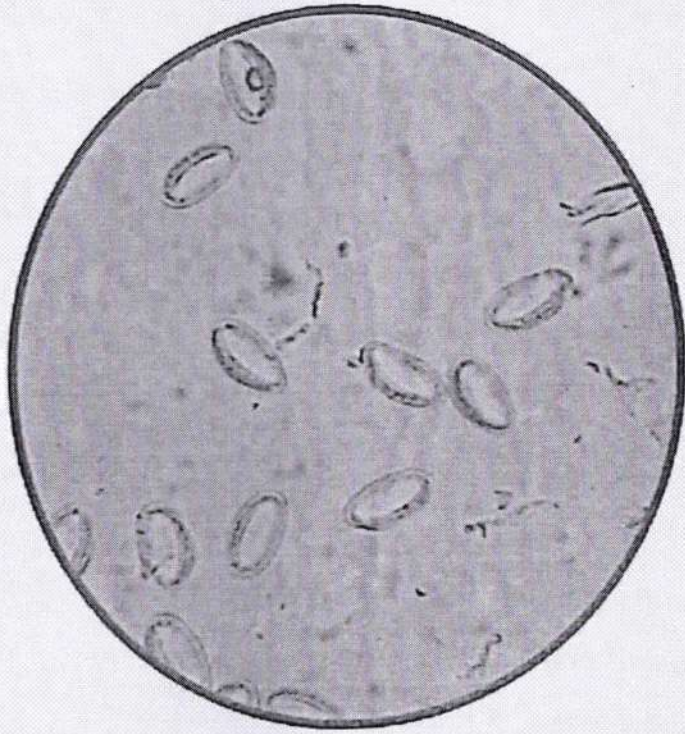
Observations of the assessors are to be made in assessment report only.

G. Swarnalatha S. Uma Devi G. L. Subramanian
S. Usha Vidya Rani.


PRINCIPAL
Santhiram Medical College &
General Hospital
NH-40, NANDYAL (Dist.)

PARASITOLOGY CHART

1. Identify the egg shown in the wet mount preparation of stool sample
2. Draw and write a few important identification points.
3. Write life cycle of the same.



PRINCIPAL College &
Santhiram Medical Hospital
General Hospital (Dist.)
NH-40, NANDYAL
S. Usha Vidya Ravi.

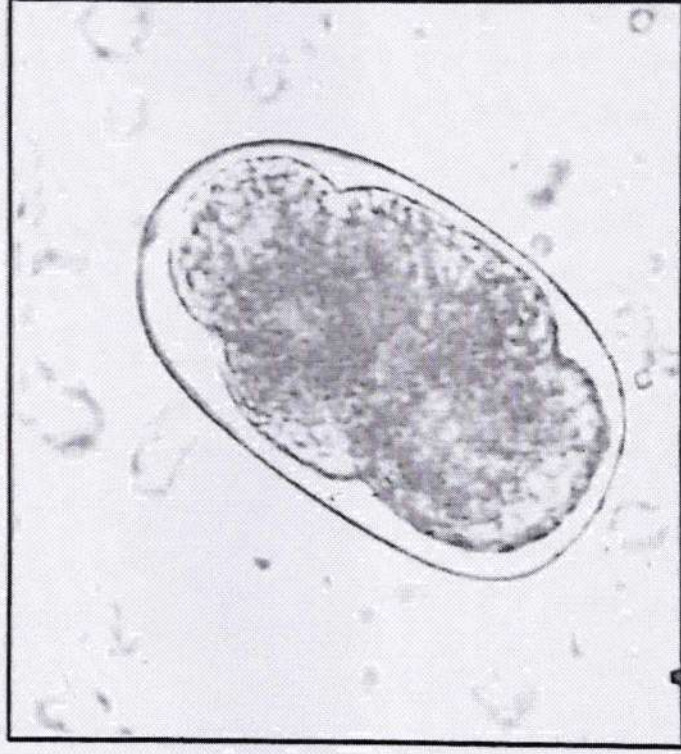
Department of Microbiology, Santhiram Medical College, Nandyal.

S. Usha Vidya Ravi

S. Usha Vidya Ravi

PARASITOLOGY CHART

1. Identify the egg shown in the wet mount preparation of stool sample.
2. Draw and write important points of identification.
3. Write the lifecycle of the same

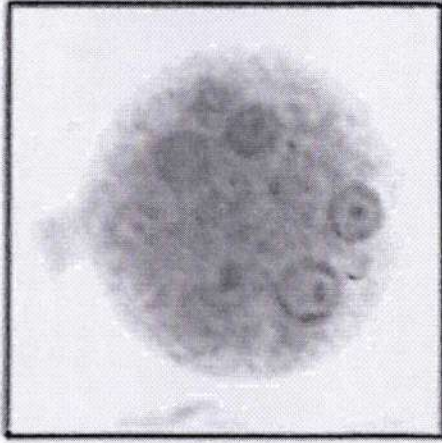


PRINCIPAL
Santhiram Medical College &
General Hospital
NH-40, NANDYAL (Dist.)

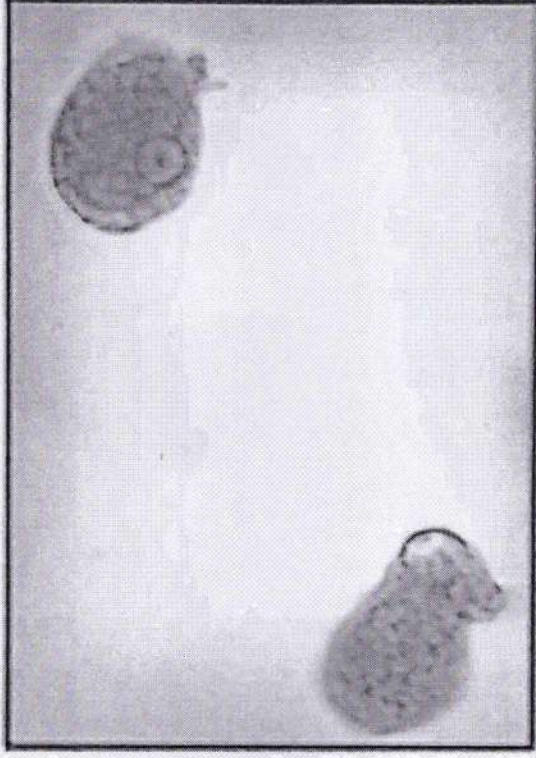
Department of Microbiology, Santhiram Medical College, Nandyal.

PARASITOLOGY CHART

1. Identify the cyst shown in the wet mount preparation of stool sample.
2. Draw and write a few important identification points.
3. Write life cycle of the same.



Saline wet mount



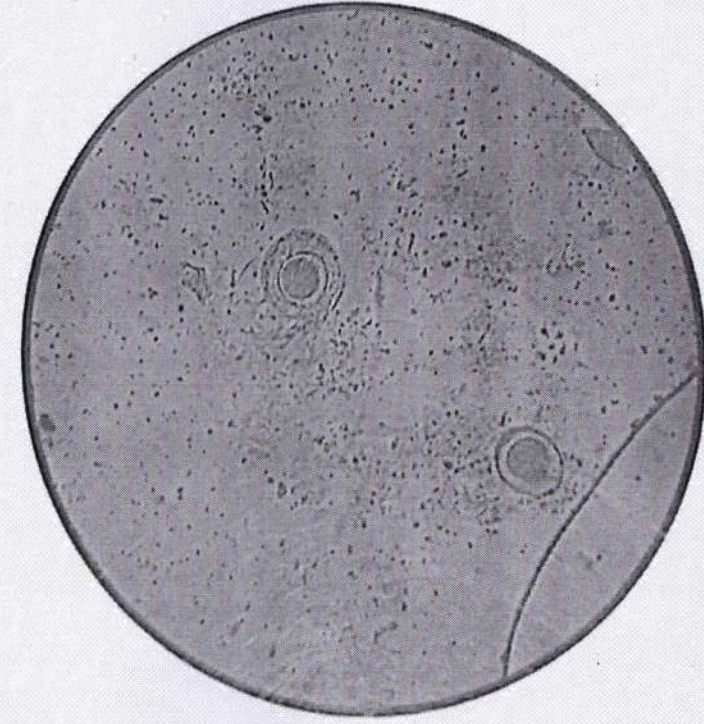
Iodine wet mount

PRINCIPAL

Santhiram Medical College & General Hospital
Department of Microbiology, Santhiram Medical College, Nandyal.
NH-40, NANDYAL (Dist.)

PARASITOLOGY CHART

1. Identify the egg shown in the wet mount preparation of stool sample.
2. Draw and write important points of identification.
3. Write life cycle of the same.



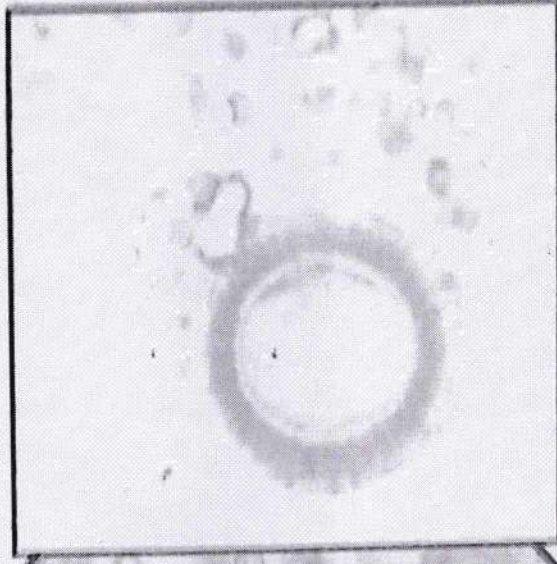
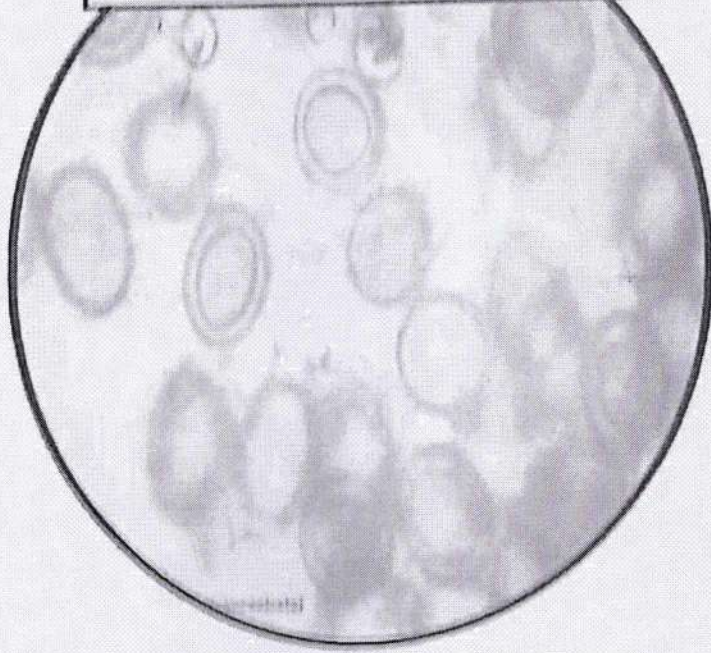
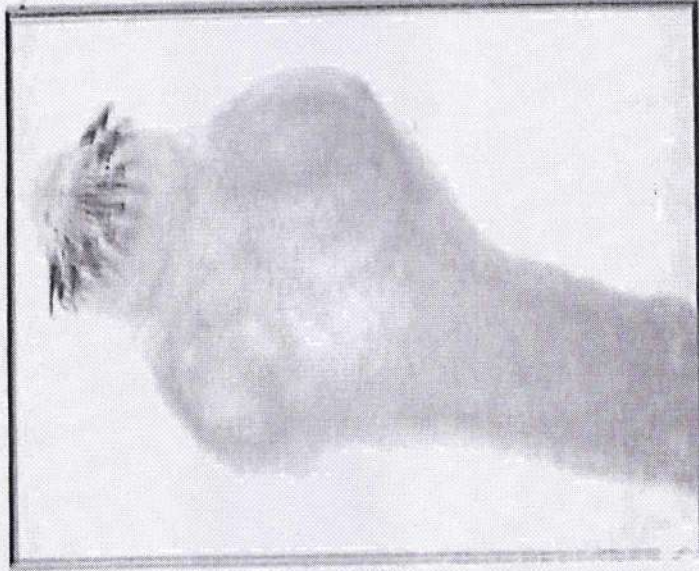
Department of Microbiology, Santhiram Medical College, Nandyal.

PRINCIPAL
Santhiram Medical College &
General Hospital
No. 40, NANDYAL (Dist.)



PARASITOLOGY CHART

1. Identify the Helminth and the egg shown below.
2. Draw and write a few important identification points.
3. Write life cycle of the same.



PRINCIPAL
Santhiram Medical College &
General Hospital
NH-40, NANDYAL (Dist.)

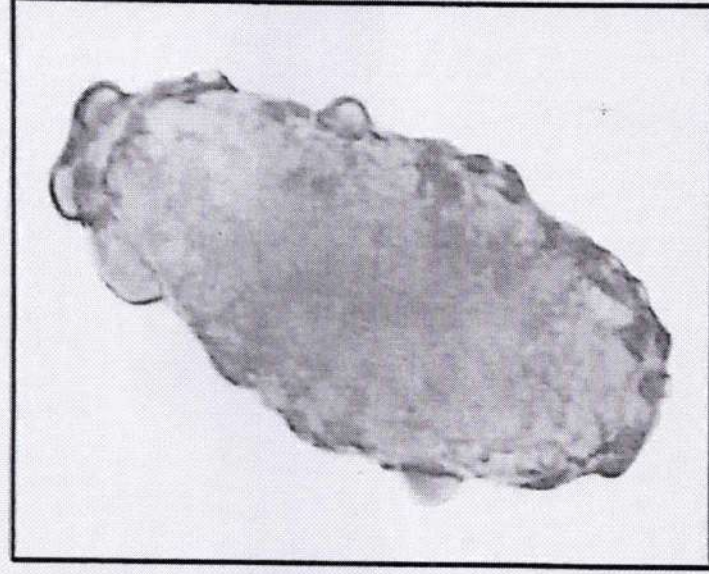
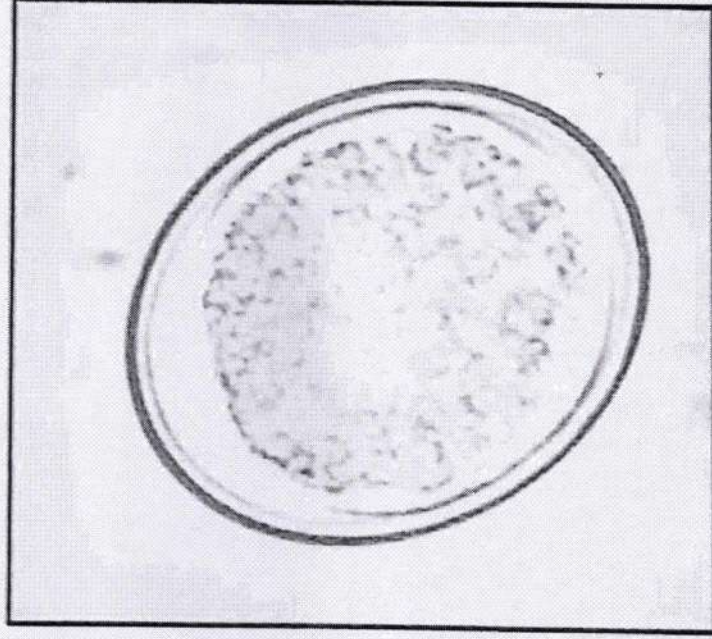
Department of Microbiology, Santhiram Medical College, Nandyal.



Scanned with OKEN

PARASITOLOGY CHART

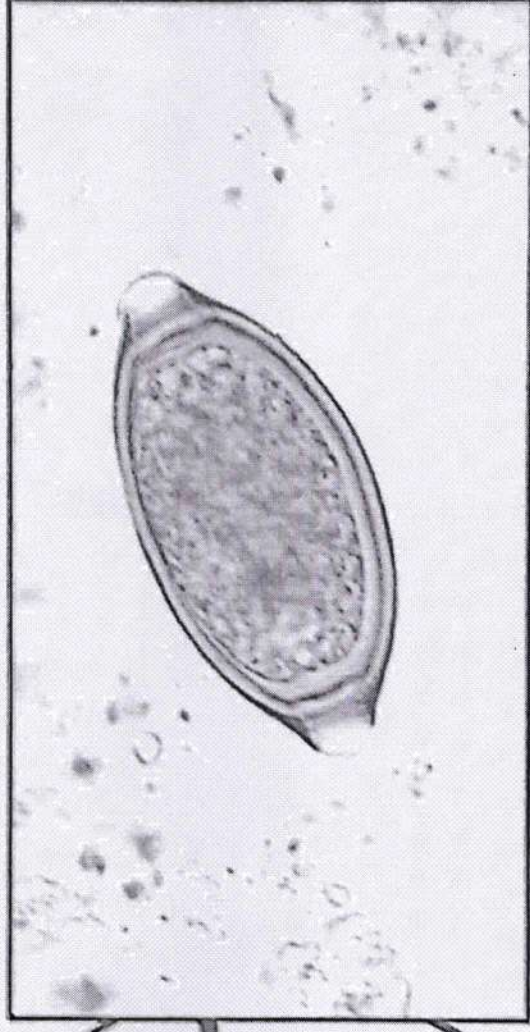
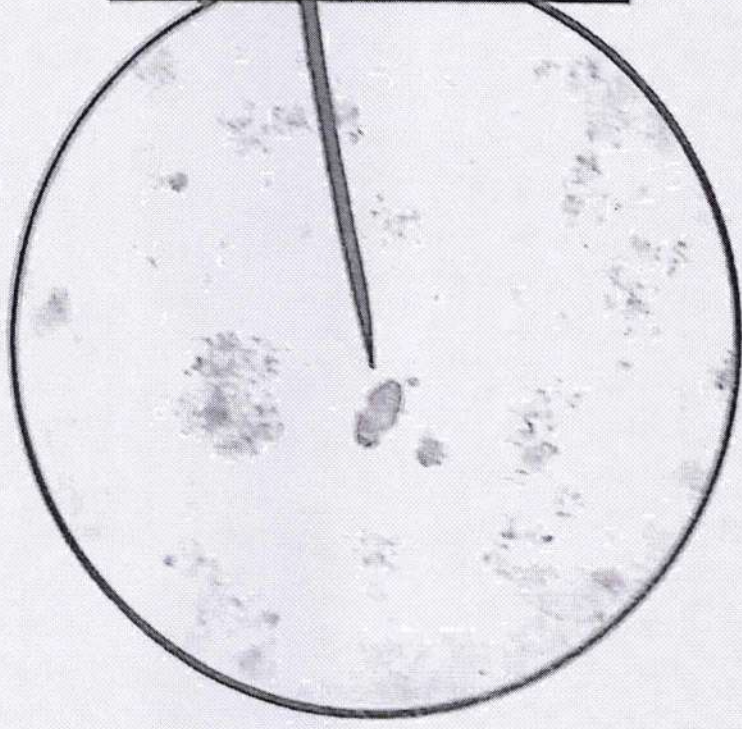
1. Identify the egg shown in the wet mount preparation of stool sample
2. Draw and write a few important identification points.
3. Write the lifecycle of the same.



PRINCIPAL
Santhiram Medical College & Department of Microbiology, Santhiram Medical College, Nandyal.
Santhiram Medical Hospital
General Hospital
NH-40, NANDYAL (Dist.)

PARASITOLOGY CHART

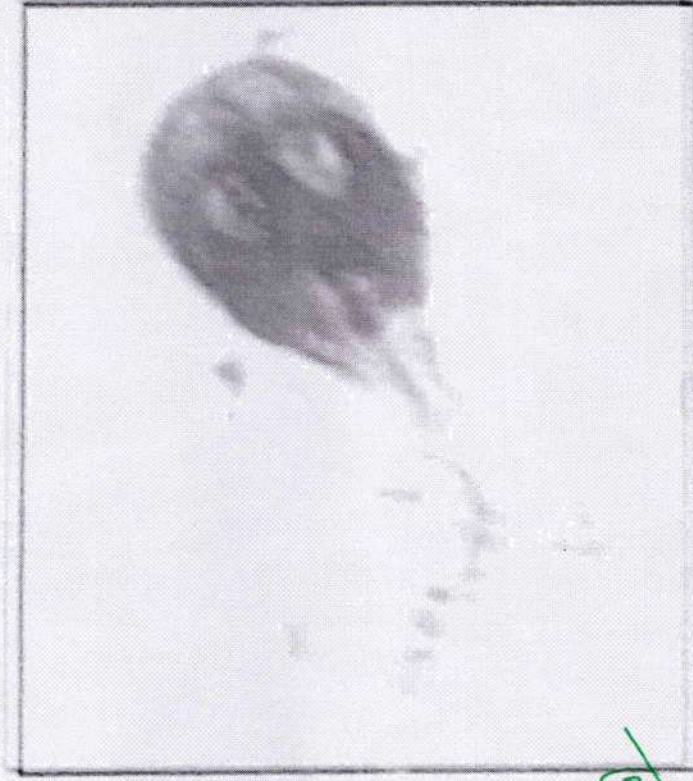
1. Identify the egg shown in the wet mount preparation of stool sample
2. Draw and write a few important identification points:
3. Write the lifecycle of the same



Department of Microbiology, Santhiram Medical College, Nandyal.

PARASITOLOGY CHART

1. Identify the protozoa shown in the wet mount preparation of stool sample.
2. Draw and write a few important identification points.
3. Write life cycle of the same.



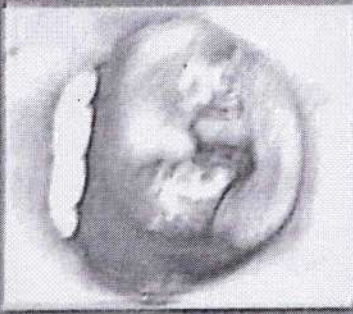

PRINCIPAL
Santhiram Medical College &
General Hospital
NH-40, NANDYAL (Dist.)

Department of Microbiology, Santhiram Medical College, Nandyal.

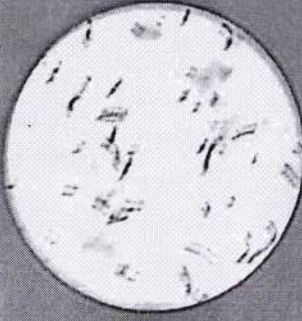
APPLIED BACTERIOLOGY EXERCISE

A 8 year old child presented with fever & sore throat since 4 days.

**O/E - Tonsils - enlarged
& Pharynx - inflamed**



Following investigation അന്വേഷണത്തിന്
വേണ്ടി അന്വേഷണത്തിന്
അന്വേഷണത്തിന്




Q1. Discuss about specimen collection


Q2. What is your observation?

Q3. What is your observation?

Additional tests are performed to identify the isolate.



2000



Bacitracin sensitivity test

Q4. Write the results of these tests.

Q5. Identify the pathogen isolated

Q6. What are the possible complications of this condition?

Q7. What are the other diseases caused by this organism?

Department of Microbiology, Santhiram Medical College, Nandyal.

PRINCIPAL
Medical College &

Santhiram Medical Center
General Hospital
General Hospital (Dist.)

AIH-40, NANDYAL (DIS)

APPLIED BACTERIOLOGY EXERCISE

A 30 years old male patient admitted in hospital with burn injuries, developed wound infection after one week.

Q1. What is your provisional diagnosis?



Q2. Discuss about the specimen collection.

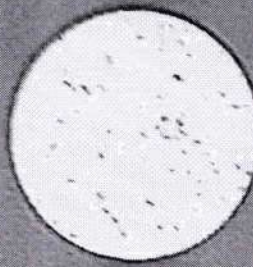


Culture is performed on the following media
MacConkey agar Nutrient agar



Q3. What are your observations?

Gram stain of the specimen is prepared



Q4. What is your observation?

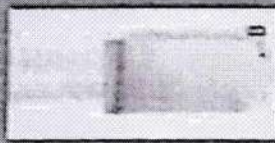
Additional tests are performed to identify the isolate.




Catalase test




Oxidase test




Indole test



MR test




VP test



Citrate test



Urease test



TSI test

Q5. Write the results of these tests.

Q6. Identify the pathogen isolated

Q7. What are the other infections caused by the organism?

Q8. What is the selective medium?

Department of Microbiology, Santhiram Medical College, Nandiyal.

PRINCIPAL
Santhiram Medical College &
General Hospital
(Dist.)
NANDIYAL

APPLIED BACTERIOLOGY EXERCISE

A 31 year old patient complaining of sudden, severe, profuse watery diarrhea (rice watery stools) since 2days.

Q1. What is your provisional diagnosis?

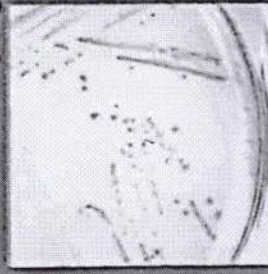
Q2. Discuss about the specimen collection.

Gram stain of the specimen is prepared



Q3. What is your observation?

Culture is performed on MacConkey agar




Q4. What is your observation?

Culture is performed on TCBS agar



Q5. What is your observation?

Additional tests are performed to identify the isolate.




Catalase test




Oxidase test




Indole test



MR test



VP test



Citrate test



Urease test



TSI test



String test

Q6. Write the results of these tests.

Q7. Identify the pathogen isolated

Q8. Add a note on treatment.

Principal College & Hospital

Santhiram Medical College, Santhiram Medical College, Nandyal.

Santhiram Medical College, Santhiram Medical College, Nandyal.

NH-40, Nandyal

APPLIED MYCOLOGY EXERCISE

A 56 years old hospitalized male patient with diabetic ketoacidosis develops headache, unilateral retro-orbital pain, sinusitis and progressive fever. By next day, there is edema of the eye lid, proptosis and thick dark blood tinged nasal discharge.

Q1. What is the diagnosis?

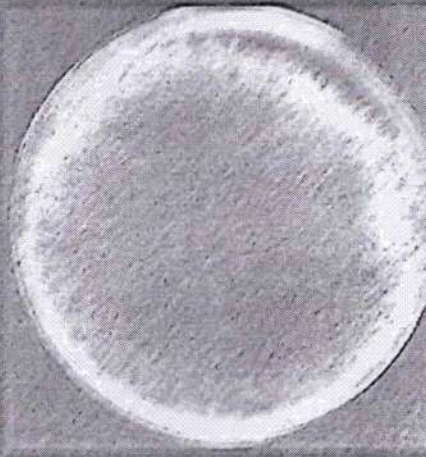
Q2. What are the appropriate specimens to be collected.

KOH mount of the specimen is done



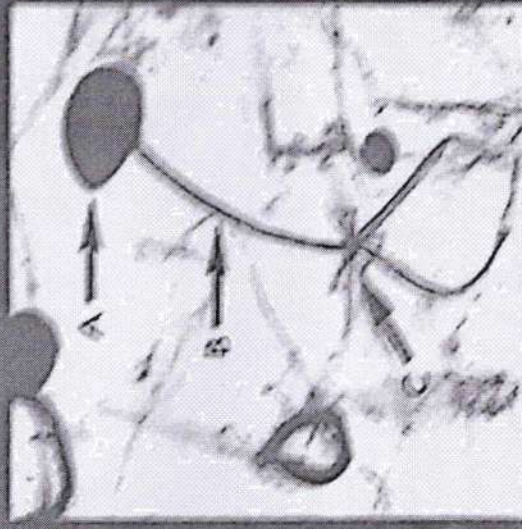
Q3. What is your observation

The sample is inoculated on to Sabouraud's dextrose agar and incubated.



Q4. Describe the colony morphology

Tease mount preparation of the colonies is made



Q5. Identify the fungus isolated

Q6. What are the predisposing conditions that resulting in this infection.

Q7. What is the course of this condition.

PRINCIPAL College &
Santhiram Medical Hospital
General Hospital
NH-40, NANDYAL (Dist)

Department of Microbiology, Santhiram Medical College, Nandyal.



Scanned with OKEN

APPLIED BACTERIOLOGY EXERCISE

A 40 years male patient presented with complaints of low grade fever, loss of weight, loss of appetite and chronic cough with expectoration since 20 days.

- Q1. What is your provisional diagnosis?
Q2. Discuss about the specimen collection.

Acid fast staining of the smear prepared from the specimen



Q3. What is your observation?

Culture is performed on Lowenstein Jensen medium




Q4. What is your observation?

Mantoux test



Q5. What is your observation



Q6. Add a note prophylaxis?

Q7. Add a note on RNTCP.

Santhiram Medical College & Hospital
General Hospital (Dist)
NANDYAL

Department of Microbiology, Santhiram Medical College, Nandyal.

APPLIED VIROLOGY EXERCISE

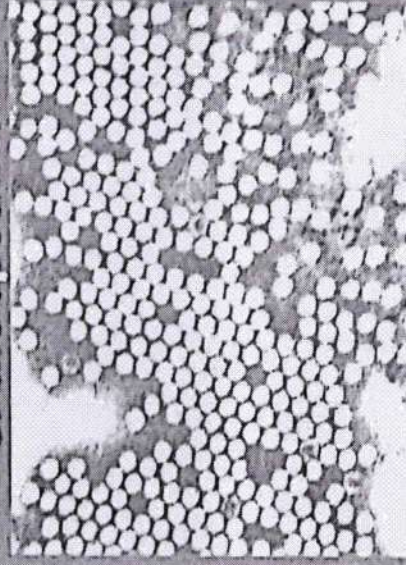
A 4 year old baby presented with weakness in her right leg . On examination, right leg appeared flaccid and no deep tendon reflex or Babinski can be elicited, Although sensation was intact. The tone, movement, sensation and reflexes of her other limbs were normal.

Q1. What is the most probable diagnosis?



Q2. What are the appropriate specimens to be collected.

Electron microscopic picture of the specimen



Q3. Identify the causative organism

Q4. What is the mode of transmission of the disease?

Q5. Add a note on prophylaxis.

Q6. What is the national program launched to eradicate this disease.



Principal College &

Santhiram Medical Hospital

General Hospital (Dist)

NH-40, NANDYAL


Department of Microbiology, Santhiram Medical College, Nandyal.

APPLIED MYCOLOGY EXERCISE

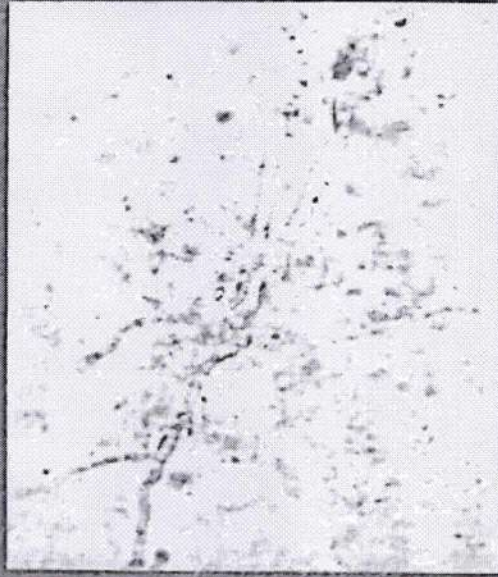
A 8 year old child is brought to Outpatient department with a history of itchy skin lesions of 3 months duration.

Q1. What is the diagnosis?

Q2. What are the appropriate specimens to be collected.

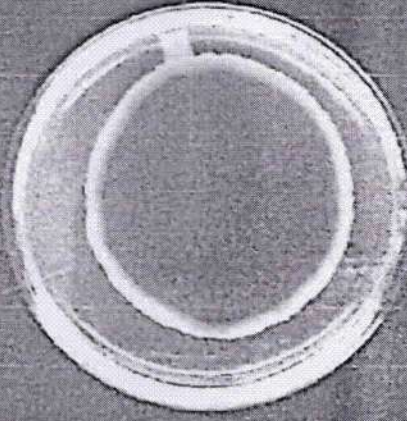


KOH mount of the specimen is done



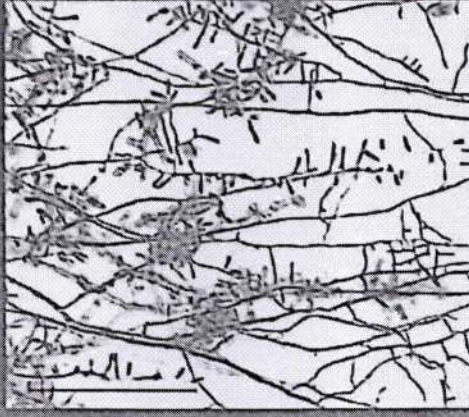
Q3. What is your observation?

The sample is inoculated on to Sabouraud's dextrose agar and incubated.



Q4. Describe the colony morphology

LPCB mount preparation of the colonies is made



Q5. Identify the fungus isolated

Q6. Mention other fungi which cause skin lesions.

Q7. What is 'id' reaction?



PRINCIPAL

Santhiram Medical College & General Hospital, Department of Microbiology, Santhiram Medical College, Nandyal.

NH

APPLIED MYCOLOGY EXERCISE

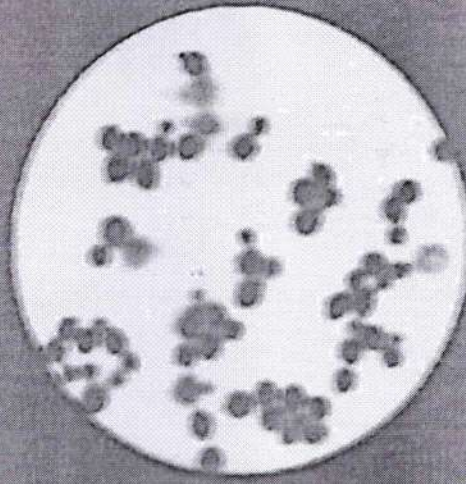
A 54 years old male patient was brought to the emergency ward with fever and loss of consciousness. O/E = Rigidity of neck is observed. He was found to be HIV positive.

Q1. What is the probable diagnosis?

Q2. Discuss about the specimen collection.

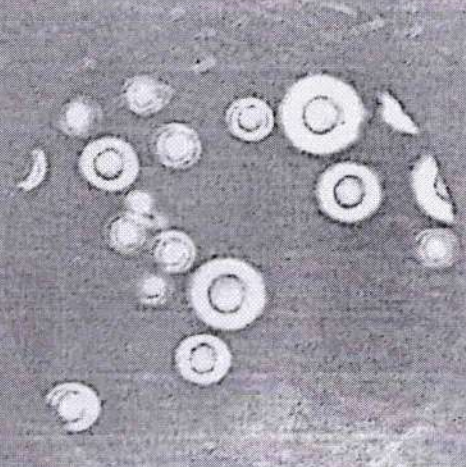
Q3. What are the necessary investigations to be done.

Following microscopic examinations are performed on this specimen



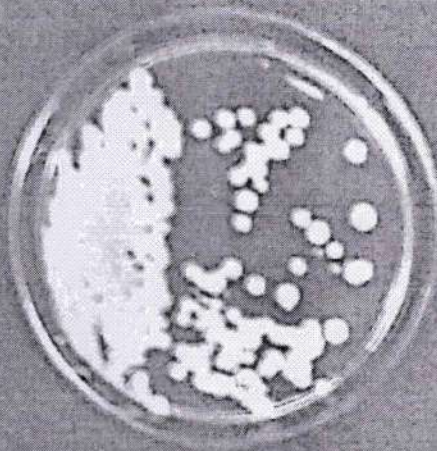
Gram stain

Q4. What is your observation



India ink wet mount

The sample is inoculated on to Sabouraud's dextrose agar and incubated.



Q5. What is your observation

Additionally urease test is performed to identify the isolate.



Q 7. Name the fungus isolated.

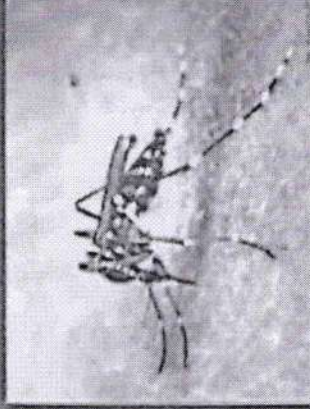
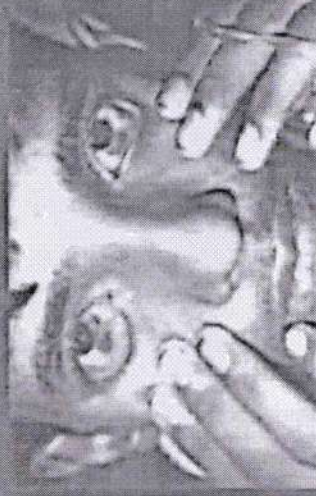
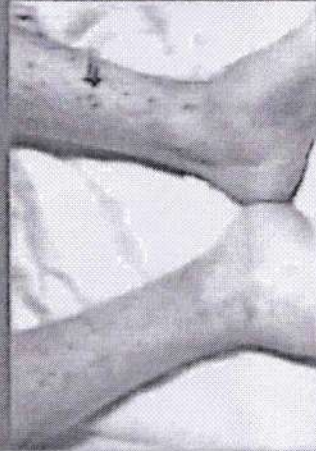
Q 8. Mention the source and mode of the infection.

Q 9. What are the other infections produced by this fungus.

Q10. What are the predisposing conditions for the infection by this fungus.

APPLIED VIROLOGY EXERCISE

- A 12 years boy presents with fever since 4 days. he also complaints of pain abdomen and vomiting since 2days.
- O/E - Petechiae was seen on his extremities, sub-conjunctival hemorrhage in both the eyes.
- Blood examination showed - Low platelet count ($78,000/\text{mm}^3$) and Elevated hematocrit.



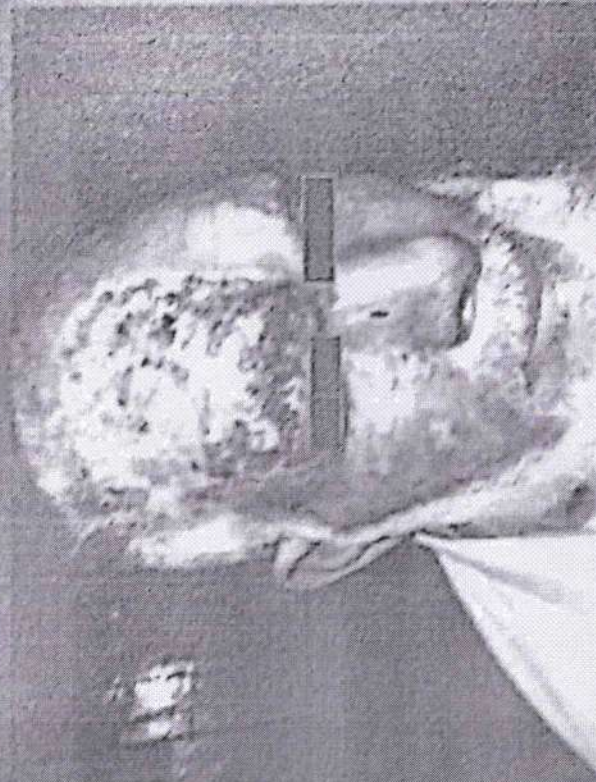
- Q1. What is your probable diagnosis.
- Q2. What are the complications of this viral infection.
- Q3. Write the laboratory diagnosis of this disease.
- Q4. Name different arboviral infections and their vectors prevalent in India.
- Q5. Add a note on their control measures.

PRINCIPAL

Santhiram Medical College &
General Hospital
Department of Microbiology, Santhiram Medical College, Nandyal.
NH-40, NANDYAL

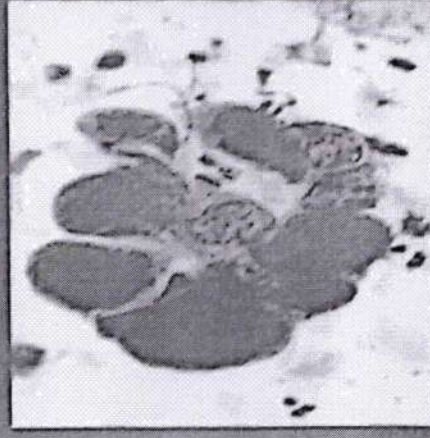
APPLIED VIROLOGY EXERCISE

A 55 year old male presented with a history of vesicular eruptions over the right frontal region extending to temporal region, which were painful.



Q1. Identify the clinical condition

Tzanck smear was prepared from the lesions



Q2. What is your observation

Q3. Name the viruses causing vesicular lesions.

Q4. Discuss laboratory diagnosis of this viral infection.

PRINCIPAL

Santhiram Medical College &
General Hospital

NANDYAL (Dist.)

Department of Microbiology, Santhiram Medical College, Nandyal.

APPLIED VIROLOGY EXERCISE

A 5 year old boy was bitten by a stray dog and presented with multiple scratches over the upper arm and the neck. It was observed that dog died 2 days later.



Impression smears of the brain of dog stained by seller's technique



Q1. Identify the causative organism.

Q2. What is your observation

Q3. What are the different modes of transmission.

Q4. Add a note on vaccination schedule.

PRINCIPAL

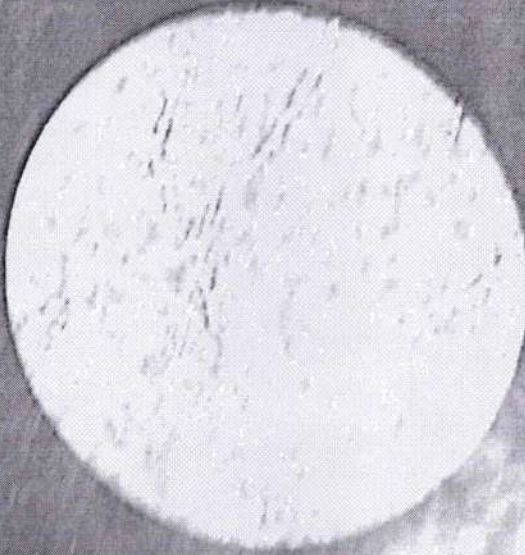
Santhiram Medical College &
General Hospital,
Department of Microbiology, Santhiram Medical College, Nandiyol.

APPLIED MYCOLOGY EXERCISE

A 60 year old male on immunosuppressive therapy was brought to the Medical OPD with a history of fever, chills and bloody cough of one month duration.

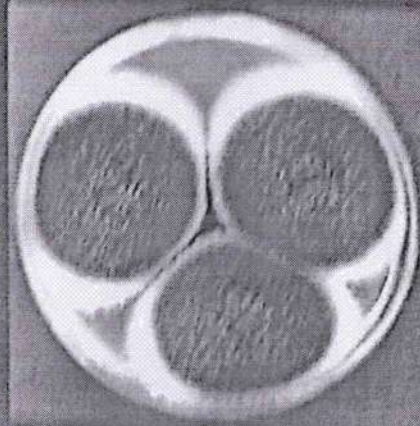
- Q1. What is the diagnosis?
Q2. What are the appropriate specimens to be collected.

1. A mount of the specimen is done



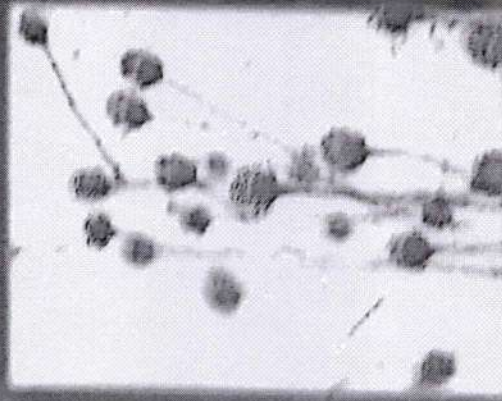
What is your observation

The sample is inoculated on to Sabouraud's dextrose agar and incubated.



Q4. Describe the colony morphology

1. A mount preparation of the colonies is made



Q5. Identify the fungus isolated

- Q6. What are the other infections caused by this fungus.
Q7. Mention the other fungi causing opportunistic mycosis.

[Signature]

PRINCIPAL
Santhiram Medical College &
General Hospital
NH-40, NANDYAL (Dist.)

APPLIED BACTERIOLOGY EXERCISE

A 50 year old patient presented with fever, cough with mucoid expectoration for the last 5 days.

Q1. What is your provisional diagnosis?



Q2. Discuss about the specimen collection.

Gram stained smear of specimen is prepared



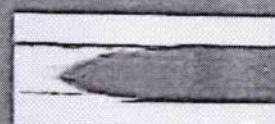




Q3. What is your observation?

Culture is performed on MacConkey agar



Q4. What is your observation?

Additional tests are performed to identify the isolate.



atalase test

Oxidase test

Indole test

Methyl red test

VP test

Citrate test

Urease test

TSI test

Q5. Write the results of these tests.

Q6. Identify the pathogen isolated

Q7. What are the other organisms causing similar infection?

Q8. What are the other infections caused by this organism?

PRINCIPAL

Santhiram Medical College & General Hospital

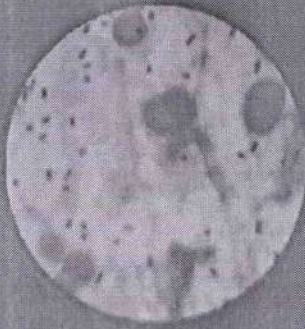
NH-40, NANDYAL (Department of Microbiology, Santhiram Medical College, Nandyal.

A 22 years patient presented with fever, headache, stiffness of the neck since 2 days.

Q1. What is your provisional diagnosis?


Q2. Discuss about the specimen collection.

Gram stained smear of specimen is prepared



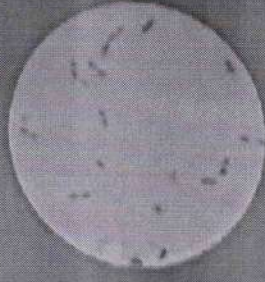
Q3. What is your observation?

Culture is performed on sheep blood agar



Q4. What is your observation?

Gram stain smear of the colonies is made



Q5. What is your observation?

India ink wet mount of the colonies is made



Q6. What is your observation?

Additional tests are performed to identify the isolate.



Catalase test

Optochin sensitivity test

Inulin fermentation test

Q7. Write the results of these tests.

Q8. Identify the pathogen isolated

Q9. What are the other organisms causing similar infection?

Principal
Santhiram Medical College &
General Hospital
NH-40, NANDYAL (Dist.)

Department of Microbiology, Santhiram Medical College, Nandyal.

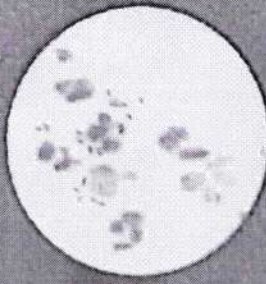
APPLIED BACTERIOLOGY EXERCISE

A 40 years male patient presented with complaints of abdominal cramps, passage of blood and mucopurulent loose stools since 5 days.

Q1. What is your provisional diagnosis?

Q2. Discuss about the specimen collection.

Wet mount of the specimen is prepared



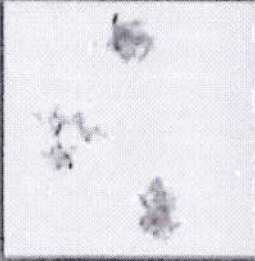
Q3. What is your observation?

Culture is performed on MacConkey agar



Q4. What is your observation?

Gram stain smear of the colonies is made



Q5. What is your observation?

Additional tests are performed to identify the isolate.



Catalase test

Oxidase test

Indole test

MR test





VP test

Citrate test

Urease test

TSI test

Mannitol fermentation test



Q6. Write the results of these tests.

Q7. Identify the pathogen isolated

Q8. What are the other organisms causing similar infection ?

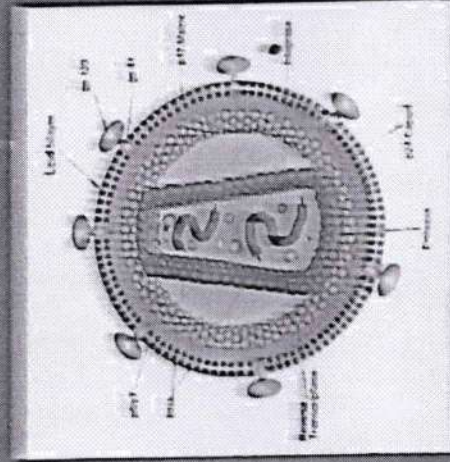
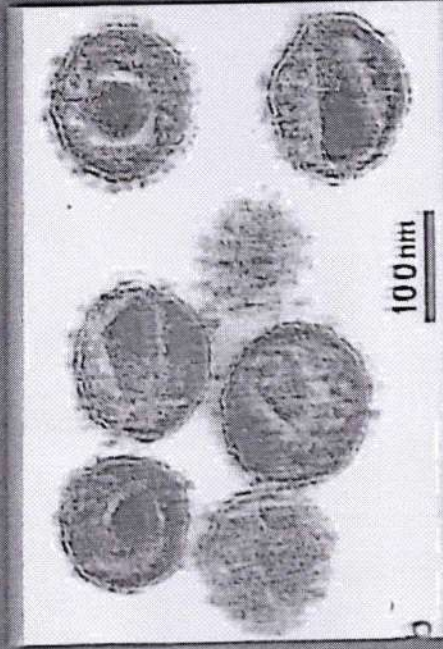
Department of Microbiology, Santhiram Medical College, Nandyal.

PRINCIPAL
Santhiram Medical College
General Hospital
NH-40, NANDYAL (Dist.)

APPLIED VIROLOGY EXERCISE

A 25 year old male with history of multiple sex partners was admitted with complaints of unexplained fever, progressive loss of weight, persistent diarrhoea and generalized lymphadenopathy for the past 6 months.

Q1. What is the most probable diagnosis?



Q2. Identify the causative organism

Q3. Interpret the test.



Q4. Mention the test to confirm the diagnosis?

Q5. What are the different modes of transmission of this infection.

Q6. Add a note on post exposure prophylaxis.

PRINCIPAL
Santhiram Medical College
General Hospital
NH-40, NANDYAL (Dist.)

APPLIED VIROLOGY EXERCISE

A 40 year old woman received multiple blood transfusions over a period of 6 months presented with fatigue, loss of appetite, nausea, vomiting and abdominal pain for a duration of 10 days. She had a history of passing high coloured urine.

Q1. What is your probable diagnosis?

Q2. What are the various routes of transmission of this disease?

Q3. Interpret the chart below.

	HBsAg	HBeAg	AntiHBe	Anti HBc Ag	
				IgM	IgG
I	+	+	-	+	-
II	+	+	-	-	+
III	+	-	-	-	+
IV	-	-	+	-	+
V	-	-	+	-	-

Q4. Write a note on prophylactic measures of this clinical condition.

PRINCIPAL
Santhiram Medical College
Department of Microbiology, Santhiram Medical College, Nandyal.
General Hospital
(Dist.)
NH-40, NANDYAL

APPLIED MYCOLOGY EXERCISE

A 35 years old female comes to OPD with complaints of curdy white discharge per vagina associated with intense pruritus since 5 days.

Q1. What is the probable diagnosis?

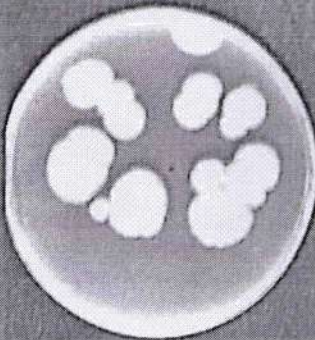
Q2. Discuss about the specimen collection.

Gram stain smear of the specimen is made



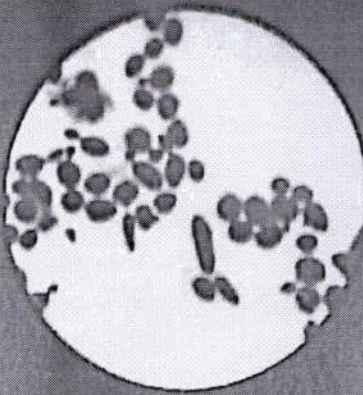
Q3. What is your observation

The sample is inoculated on to Sabouraud's dextrose agar and incubated.



Q4. What is your observation

Gram stain smear of the colonies is made



Q5. What is your observation

Following investigations are performed



Growth from cornmeal agar

- Microscopy

Q6. What is your observation



Germ tube test

Q7. Name the fungus isolated.

Q8. What are the other infections produced by this fungus.

Department of Microbiology, Santhiram Medical College, Nandyal.

PRINCIPAL
Santhiram Medical College
General Hospital
NH-40, NANDYAL (Dist.)

DAY 1

OSPE QUESTION

Write instructions that must have been given to her for appropriate sputum sample collection and transportation

AETCOM QUESTION

Perform hand hygiene appropriately and in the correct sequence

DAY 2

OSPE QUESTION

You are about to provide care to a patient diagnosed with Covid-19 admitted in an Intensive Care Unit. Choose appropriate PPE required and demonstrate donning and doffing of the PPE. Perform hand hygiene wherever appropriate.

AETCOM QUESTION

Analyze the case scenarios provided and discuss measures to be taken to prevent transmission of infection(s) due to needle stick injury in each of them. A 32-year-old staff working in biomedical waste department reported to HICC with complaints of needle stick injury while segregating a yellow bag. The incident happened 18 hours back. He did not perform any first aid measures at the time of injury. He has not received any hepatitis B vaccination before. Discuss the post-exposure prophylaxis measures that should be undertaken.

DAY 3

OSPE QUESTION

Perform hand hygiene appropriately and in the correct sequence

AETCOM QUESTION

Write appropriate instructions that must have been given to the patient for stool sample collection and transportation for a case of diarrhoea.

DAY 4

OSPE QUESTION

You are about to provide care to a patient diagnosed with Covid-19 admitted in an Intensive Care Unit. Choose appropriate PPE required and demonstrate donning and doffing of the PPE. Perform hand hygiene wherever appropriate.

AETCOM QUESTION

G. Swasth Latha
S. Usha Vidya Rani.

S. Uma Devi

G. S. S. S. S. S.



PRINCIPAL
Santhiram Medical College
General Hospital
NH-49, NANDYAL (E)

Analyze the case scenarios provided and discuss measures to be taken to prevent transmission of infection(s) due to needle stick injury in each of them.

A 32-year-old staff working in biomedical waste department reported to HICC with complaints of needle stick injury while segregating a yellow bag. The incident happened 18 hours back. He did not perform any first aid measures at the time of injury. He has not received any hepatitis B vaccination before. Discuss the post-exposure prophylaxis measures that should be undertaken.

DAY-5

OSPE QUESTION

Analyze the case scenarios provided and discuss measures to be taken to prevent transmission of infection(s) due to needle stick injury in each of them. A 28-year-old medicine resident reported to HICC with complaints of needle stick injury on his left thumb while recapping the needle. The incident happened 1 hr back. On enquiry, he mentioned that he had immediately washed his finger with running tap water for 2 minutes. The source sample was tested and was found to be positive for hepatitis B surface antigen and reactive for HIV antibodies. The resident had received a complete course (one series) of hepatitis B vaccine 10 years back, following which he had an anti-HBs titer of 550 mIU/mL. Discuss the post-exposure prophylaxis measures that should be undertaken.

AETCOM QUESTION

In a given situation/case scenario, identify the events that show disrespect / breach in confidentiality to the clinical sample/ data and suggest ways to rectify them.

Pre-surgical HIV test request received without pre test counseling from surgery ward

DAY 6

OSPE QUESTION

Choose appropriate PPE and demonstrate donning and doffing of the selected PPE for Blood spill management. Perform hand hygiene wherever appropriate

AETCOM QUESTION


Write appropriate instructions that must have been given to the patient for sputum sample collection and transportation for a case of suspected pulmonary tuberculosis.


PRINCIPAL
Santhiram Medical College &
General Hospital
NH-40, NANDYAL (Dist.)

Spotters

- Total Number of spots – 10
- Please tick only one under each heading

Spotters	15/02/25	16/02/25	17/02/25	18/02/25	19/02/25	20/02/25
1. Bacteriology						
• Gram staining - Staphylococcus spp. (S)						
• - Bacillus spp. (S)						
• Capsule staining (L)				✓		
• Gonococci (L)			✓			
• Clostridium tetani (L)	✓					
• Corynebacterium diphtheriae (L)					✓	
• Bacillus anthracis (L)						✓
• Growth on LJ medium-M.tuberculosis (L)		✓				
• Elek's gel precipitation test (L)			✓			
• Leptospira (L)						
2. Vectors						
• Soft Tick (L)						
• Hard Tick (L)			✓			
• Mosquito (L)	✓				✓	
• Louse (L)						
• Cyclops (L)		✓		✓		
• Mite (L)						✓
• Rat flea (L)						
3. Mycology						
• Candida species (S)					✓	
• Cryptococcus (L)		✓				
• Aspergillus (L)	✓			✓		
• Penicillium (L)			✓			✓
• Rhizopus (L)						
• Cultures - Candida species						
• - T.rubrum						
• - A. niger						
4. Equipments/Scientists						
• Nichrome loop				✓		
• Petridish			✓			
• Sterile cotton swab					✓	
• Universal container	✓			✓		
• Seitz filter						
• McIntosh & Filde's Anaerobic jar						✓


PRINCIPAL
 Santhiram Medical College &
 General Hospital
 NH 40, NANDYAL (Dist.)

Spotters	15/02/25	16/02/25	17/02/25	18/02/25	19/02/25	20/02/25
• Autoclave						
• Tuberculin Syringe with needle						
• Candle Jar (L)			✓	✓		
• Mc Cartney bottle						✓
• NIH swab (L)		✓			✓	
• N95 mask (L)						
Scientists:-						
• Robert koch (L)						
• Louis pasteur (L)	✓				✓	
• Antony van Leeuwenhoek (L)			✓			
5. Uninoculated Media						
• Peptone water						
• Nutrient broth						
• Selenite F broth						
• Blood culture media (Brain heart infusion broth)				✓		
• Robertson's cooked meat medium		✓	✓			✓
• Nutrient agar						
• Blood agar	✓				✓	
• Chocolate agar						
• MacConkey agar						
• Lowenstein- Jensen medium						✓
• Loeffler's serum slope						
• Wilson & Blair			✓			
• Thiosulphate citrate bile sucrose agar						
• Sabouraud dextrose agar						
• Castaneda medium						
• Stuart's transport medium						
• Agar – Agar (L)						
6. Inoculated Media						
• NA with Ps.aeruginosa						
• BA with S.aureus			✓			
• BA with Proteus swarming		✓		✓		
• MA with E.coli						
• MA with Klebsiella species	✓				✓	
• MA with NLF colonies						
• Antimicrobial susceptibility testing						✓


PRINCIPAL
 Santhiram Medical College &
 General Hospital
 NH-40, NANDYAL (Dist.)

Spotters	15/02/25	16/02/25	17/02/25	18/02/25	19/02/25	20/02/25
7. Serology / Immunology						
• VDRL						✓
• WIDAL		✓			✓	
• RA						
• ASO	✓					
• Microtitre Plate				✓		
8. Parasitology Specimens						
• Tape worm		✓				
• Hydatid cyst						
• Liver fluke						
• Hook worm						
• Ascaris	✓					
• P.faci-parum gametocyte (L)						
• Microfilaria (L)						
9. Virology						
• Embryonated hens Egg						
• HB _s Ag - Hepacard						
• HIV - Tridot				✓		
• Tissue culture bottles (L)		✓				
10. Animals						
• Rabbit (L)					✓	
• Guinea pig (L)						✓
• Mice (L)	✓					
• Nine-banded armadillo (L)						

Signatures of the Examiner:-

Internal I : G. Swaleha Latha
Internal II : S. Usha Vidya Rami.

External I : S. Usha Devi
External II : G. S. Sundar Kumar

PRINCIPAL
Santhiram Medical College &
General Hospital
NH-40, NANDYAL (Dist.)

Dr. NTR UHS
II MBBS Microbiology Practical Examination
SRMC & SRGH; NANDYAL

1. Do the gram staining of the given pus smear. Draw a neatly labeled diagram & write observation and inference.
2. Do the acid fast staining of the given sputum smear. Draw a neatly labeled diagram & write observation and inference.



PRINCIPAL
Santhiram Medical College &
General Hospital
NH-40, NANDYAL (Dist.)

G. Suresh Latha

S. Usha Vidya Rani.

S. Uma Devi

G. H. Subalakshmi.